



the**GOSPEL**PROJECT.

# FROM CONQUEST TO KINGDOM

YOUNGER KIDS LEADER GUIDE

VOLUME 3





**THE GOSPEL PROJECT FOR KIDS:  
YOUNGER KIDS LEADER GUIDE**  
VOLUME 3 • FROM CONQUEST TO KINGDOM

**Ben Mandrell**

President and CEO

**Ed Stetzer**

Founding Editor

**Alyssa Jones**

Publishing Team Leader

**Keith Tyrrell**

Graphic Designer

**Landry Holmes**

Manager, Kids Ministry Publishing

**Jana Magruder**

Director, Kids Ministry

**Volume 3 Contributors:**

Maggie Bertram, Meg Brown, Lindsey Camp, Taylor Cheek,  
Christie Davis, Courtney Dunlap, Henry Dutton, Erin Fisher,  
Dan Huffman, Ashton Irby, Ann Jones, Tiffany Kopchak,  
Sam Luce, Mary McCool, Shelly Melia, Donna Miller,  
Matt Morgan, John Murchison, Rachel Myrick, Jennifer Owen,  
Jennifer Penick, Carolyn Reese, Alba Rice, Lee Ann Roberts,  
Megan Switzer, Carol Tomlinson, Christian Walker,  
Rebecca Ann Wicker, Nikki Wooten

© 2021 Lifeway Press®

Send questions/comments by email  
to [alyssa.jones@lifeway.com](mailto:alyssa.jones@lifeway.com), or  
mail to

**Publishing Team Leader**

The Gospel Project for Kids  
One Lifeway Plaza  
Nashville, TN 37234-0172


Or make comments on the Web at  
[www.lifeway.com](http://www.lifeway.com)  
ISBN: 978-1-0877-4694-4  
Item 005832252

Printed in the United States of  
America

No part of this work may be  
reproduced or transmitted in  
any form or by any means,  
electronic or mechanical, including  
photocopying and recording, or by  
any information storage or retrieval  
system, except as may be expressly  
permitted in writing by the  
publisher. Requests for permission  
should be addressed in writing to  
Lifeway Press®, One Lifeway Plaza,  
Nashville, TN 37234-0172.

We believe that the Bible has God for  
its author; salvation for its end; and  
truth, without any mixture of error,  
for its matter and that all Scripture  
is totally true and trustworthy. To  
review Lifeway's doctrinal guideline,  
please visit [www.lifeway.com/  
doctrinalguideline](http://www.lifeway.com/doctrinalguideline). Unless otherwise  
indicated, all Scripture quotations  
are taken from the Christian  
Standard Bible®, Copyright 2017 by  
Holman Bible Publishers. Used by  
permission.





## TABLE OF CONTENTS

### Unit 7: Back to the Land

What is the Bible? The Bible is God's Word that tells us what is true about God and ourselves.

- 6** SESSION 1: God Encouraged Joshua (Joshua 1)
- 16** SESSION 2: God Stopped the Jordan River (Joshua 3–4)
- 26** SESSION 3 (Big Truth Session): The Bible Helps Us Live for God (2 Timothy 3)

### Unit 8: Into the Land

What is a miracle? A miracle is something God does that usually cannot be done so that we can know He is all-powerful.

- 36** SESSION 1: God Defeated Jericho (Joshua 2; 6)
- 46** SESSION 2: God Gave the People the Land (Joshua 7–11)
- 56** SESSION 3: Joshua Challenged the People (Joshua 23–24)
- 66** SESSION 4 (Big Truth Session): God's Miracles Prove Who He Is (Mark 16)

### Unit 9: A Pattern of Disobedience

What is the fair payment for sin? The fair payment for sin is death.


- 76** SESSION 1: The People Kept Sinning (Judges 2)
- 86** SESSION 2: God Used Samson (Judges 13–16)
- 96** SESSION 3: God Provided for Ruth (Ruth)
- 106** SESSION 4: God Provided for Hannah (1 Samuel 1–3)
- 116** SESSION 5: Eli's Sons Disobeyed God (1 Samuel 4–6)
- 126** SESSION 6 (Big Truth Session): God Takes Sin Seriously (Ephesians 2)

## SESSION AT A GLANCE



### PREPARE

- **Read the Leader Bible Study and Bible story** including the Christ Connection. For additional help, read the Leader Blog Post and listen to the Leader Training Episode. Both can be found at [www.gospelproject.com](http://www.gospelproject.com).
- **Familiarize yourself with the session content**, noting which activity options will work best in your context.
- **Gather and prepare session supplies**, including posters, videos, and activity printables as needed.
- **Contact families and pray for your kids** during the week.




### WELCOME

- **Greet kids** as they arrive, **build relationships**, and **help new kids** connect to the group.
- Guide kids to complete the **Activity Page**, and choose one of the **Session Starter Activities** to introduce this week's story.



### LEARN

- **Help kids understand the Bible story** and how it relates to God's big story of Scripture. During this portion of the session, focus on what the kids should believe—what God wants our kids to know about the Bible story, Big Picture Question and Answer, and Key Passage.



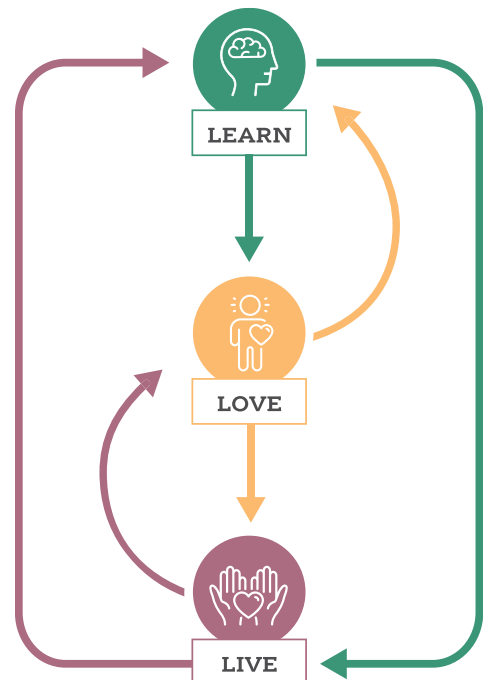
### LOVE

- **Help kids respond appropriately to the Bible story** by growing in their love for God and considering how to apply it to their own lives. During this portion of the session, focus on what the kids should feel—how God wants our kids to respond based on what they believe.



### LIVE

- **Help kids find ways to live on mission** and make much of God in response to the Bible story. During this portion of the session, focus on what the kids should do—how God wants our kids to be different based on what they know about God and their growing love for Him.



## NOTABLE FEATURES

### Suggested Times

Each session is designed to be completed in 60–75 minutes but can be shortened or lengthened as needed.

### Missions

The missions content is designed to help kids understand God's ongoing mission to rescue sinners around the world. This content can be customized or replaced with your church's own missions efforts if desired.

### Big Truth Sessions

Each unit ends with a Big Truth Session that goes into more depth of the unit's Big Picture Question and Answer. These sessions use a Bible story that best helps illustrate the Big Truth covered. Think of these sessions as a time to reinforce and clarify what the kids have been learning in the unit.

### Make it fit



Each session provides flexibility for customization based on the needs and structure of your kids ministry. The Learn portion contains most, or all, of the videos and music, making it ideal for a large group gathering with the Welcome, Love, and Live portions working well for small groups. Alternatively, the entire session can be completed in small groups or as one large group.

## QUICK REFERENCE

### Printables, Videos, and Music

Here is where you will be able to find all of the resources you will need:

	Additional Resources <a href="http://www.gospelproject.com">www.gospelproject.com</a>	Ministry Starter Kit			Digital Bundle Purchase
		DVD	Files Disc	Music CD	
Activity Printables	✓		✓		✓
Posters			✓		✓
Videos		✓	✓		✓
Music				✓	✓
Activity Pages	Purchase at <a href="http://www.gospelproject.com">www.gospelproject.com</a>				✓
Big Picture Cards	Purchase at <a href="http://www.gospelproject.com">www.gospelproject.com</a>				✓



## VOLUME 3 - FROM CONQUEST TO KINGDOM

God providentially guides and cares for His people. Israel's victory over Jericho and taking of the land show that God can and will perform miracles. God showed that He takes sin seriously but also offers redemptive grace. All our hope lies in Jesus Christ.

**UNIT 7: BACK TO THE LAND:** When the next generation of God's people, led by Joshua, returned back to the land of Canaan, God reminded them of His promises and that all of His words are true. Joshua and the Israelites would need to remember God's Word, trust it, and live in obedience to it if they were to conquer the land.

What is the Bible? The Bible is God's Word that tells us what is true about God and ourselves.



**GOD ENCOURAGED JOSHUA**  
Joshua 1



**GOD STOPPED THE JORDAN RIVER**  
Joshua 3-4



**THE BIBLE HELPS US LIVE FOR GOD**  
2 Timothy 3



**UNIT 8: INTO THE LAND:** Joshua and the Israelites saw God do what the previous generation had doubted: God went before them into the land and conquered their enemies through His wondrous works. At the end of his days, Joshua challenged the people to remember who God is and what He had done and worship only Him forevermore.

What is a miracle? A miracle is something God does that usually cannot be done so that we can know He is all-powerful.



**GOD DEFEATED JERICO**  
Joshua 2; 6



**GOD GAVE THE PEOPLE THE LAND**  
Joshua 7-11



**JOSHUA CHALLENGED THE PEOPLE**  
Joshua 23-24



**BIG TRUTH SESSION**

**GOD'S MIRACLES PROVE WHO HE IS**  
Mark 16

**UNIT 9: A PATTERN OF DISOBEDIENCE:** God's people were in the promised land, but not all was well. Generation after generation continued a pattern of disobedience—a cycle of sin with troubling consequences. Because God is just and holy, He would never allow His people's sin to go unchecked. But because He is also loving and gracious, He would always provide forgiveness of sin through repentance.

What is the fair payment for sin? The fair payment for sin is death.



**THE PEOPLE KEPT SINNING**  
Judges 2



**GOD USED SAMSON**  
Judges 13-16



**GOD PROVIDED FOR RUTH**  
Ruth



**GOD PROVIDED FOR HANNAH**  
1 Samuel 1-3



**ELI'S SONS DISOBEYED GOD**  
1 Samuel 4-6



**BIG TRUTH SESSION**

**GOD TAKES SIN SERIOUSLY**  
Ephesians 2



UNIT 7 | SESSION 1

# GOD ENCOURAGED JOSHUA

## JOSHUA 1

### KEY PASSAGE:

Psalm 119:105

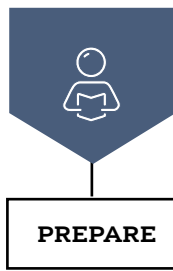
### BIG PICTURE QUESTION:

What is the Bible? The Bible is God's Word that tells us what is true about God and ourselves.

### CHRIST CONNECTION:

God encouraged Joshua and promised to be with him as he led the Israelites into the promised land, where they would be victorious and find rest. We have victory over sin and rest for our souls in Jesus, who is with us always and leads us into the promised land of God's kingdom.





## PRIOR TO TEACHING THE SESSION



## LEADER Bible Study

We often think that fear is the absence of courage, and to some degree, it is. However, true courage is not someone who is free of fear. Courage comes to us most often, and especially when we are young, from the presence of another. In C. S. Lewis' *The Voyage of the Dawn Treader*, Lucy, the young heroine of Lewis' stories, was on a boat that went into the dark night of a cave where their worst fears were realized.

Going into the cave, they all were afraid. Inside the cave, their fears were realized. They were in the middle of the night and without hope, and Lucy (whose name means "light") asked Aslan to send help.

Aslan (the Christ figure in Lewis' work) answered by sending his light into their darkness and his word to her heart. He said, "Courage, dear heart."

The gospel tells us that our greatest enemy, sin, and our greatest fear, death, has no hold on us—not because of courage that rises up from within us, but from courage that came from outside of us. Jesus came from outside of us and said to us through His life, death, and resurrection, "Courage, dear heart."

The promise of peace, true rest that Moses and now Joshua sought, was not conditional on what they saw in front of them. It was

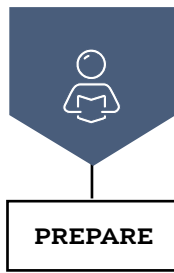
based on the character of God. The promise God gave to Joshua was the promise of His presence in the middle of the dark night. This promise is true for us and is experienced in the person and work of Christ.

As you prepare to teach, take a moment to allow the Person of God's Spirit to whisper to your heart what God's Word proclaims to be true, no matter how difficult your week or dark your night. You are loved, you are cared for, you are not alone. Christ is with you. Christ has gone before you; Christ is interceding for you.

Remember the words God gave Joshua: "Haven't I commanded you: be strong and courageous? Do not be afraid or discouraged, for the LORD your God is with you wherever you go" (Josh. 1:9). What a promise. What a Savior.

### PEOPLE TO KNOW

**Joshua:** one of the 12 Israelites spies appointed by Moses to scout the land of Canaan, chosen by God as Moses' successor to lead the Israelites to the promised land



PRIOR TO TEACHING THE SESSION

## GATHER Supplies

Keep a regular supply of the following items available at all times: Bibles, pens or pencils, markers, crayons, colored pencils, scissors, glue or tape, paper.



### WELCOME

#### Activity Page

- ☐ “Strong and Courageous” activity page

#### Session Starter (Option 2)

- ☐ blindfold (optional)



### LEARN

#### Introduce the Session

- ☐ countdown video

#### Big Picture Question

- ☐ Big Picture Question Poster

#### Review the Timeline

- ☐ Giant Timeline

#### Tell the Bible Story

- ☐ “God Encouraged Joshua” video
- ☐ Bible Story Picture Poster

#### Questions from Kids

- ☐ “Unit 7, Session 1” questions from kids video

#### Missions Moment

- ☐ “Annie Armstrong Biography” missions video

#### Key Passage Activity

- ☐ Key Passage Poster
- ☐ “A Light On My Path (Psalm 119:105)” song
- ☐ worship song of your choice (optional)



### LOVE

#### Discussion & Bible Skills

- ☐ Small Group Timeline and Map Set (optional)



### LIVE

#### Activity Choice (Option 1)

- ☐ envelopes

#### Activity Choice (Option 2)

- ☐ index cards
- ☐ Big Picture Question Poster

#### Reflection and Prayer

- ☐ Bible Story Coloring Page (optional)



## WELCOME Kids

Greet each kid as he or she arrives. Use this time to collect the offering, fill out attendance sheets, build relationships, and help new kids connect to your group.

| **SAY** “ What was something scary you have had to do? Were you able to overcome that fear? ”

### 1 ACTIVITY PAGE (5 minutes)

Invite kids to complete “Strong and Courageous” activity page.

| **SAY** “ You did a great job of listing things that make you feel courageous! God’s Word shows us that we have reasons to be strong and courageous. In today’s story, we’ll hear what God said to Joshua, one of Israel’s leaders. ”

### 2 SESSION STARTER (10 minutes)

#### ☐ OPTION 1: STUDY, REMEMBER, AND OBEY



Encourage kids to stand in a circle. Pick one kid to start by acting out a silly motion or dance move (flap arms like a bird, hold hands to head like moose antlers, wiggle shoulders while making a silly noise, etc.).

Lead the rest of the group to repeat the move. Encourage the kid to the right of the first player to choose a new motion. Lead the group to repeat the first player’s motion and add on the second player’s motion. Continue this pattern around the circle until everyone has a turn to lead a move.

| **SAY** “ Remembering all those moves in order was difficult by the time we got all the way around the circle! In today’s Bible story, God told Joshua to study, remember, and obey His commands. We’ll find out why. ”

#### ☐ OPTION 2: BLINDFOLD RELAY RACE

Form two teams of kids. Line up each team against one wall. Instruct the first kid in each line to cover his eyes with his hands or a blindfold.

When you say go, the second player in line should guide the blindfolded player to the opposite wall and back. When the players return to their teams, the first player goes to the end of the line, the second player wears the blindfold, and the next player in line becomes the leader.

Encourage kids to continue the relay until everyone has experienced both roles. The first team to finish wins.

| **SAY** “ Did anyone feel scared walking across the room when you couldn’t see? You had to trust the leader to get you safely across the room and back. When we feel scared, God leads us where we need to go. We can always trust Him. ”

Transition from **WELCOME** to **LEARN**







## THE STORY OF THE GOSPEL

# INTRODUCE the Bible Story

### 1 INTRODUCE THE SESSION (3 minutes)

Show the countdown video as you transition to introduce the Bible story. Set it to end as the session begins.

**SAY** “Hi, I’m [your name], and I’m so excited you are here this morning! Who brought your Bible to church today? Hold your Bibles up and show me! [Distribute Bibles to any kids who need one.] The Bible tells us true stories about things that happened a long time ago. Because the Bible is God’s Word, these stories still have a lot to teach us today!”

### 2 BIG PICTURE QUESTION (1 minute)

**SAY** “If you’ve been coming for a while, you probably know that we study the Bible each week. For the next few weeks, we will learn why the Bible is important. To do that, we’ll learn a big picture question. Our big picture question is, **What is the Bible?** How would you answer that question? [Allow kids to respond.] Great! Here is the answer we’ll memorize: **The Bible is God’s Word that tells us what is true about God and ourselves.**

Isn’t it amazing that God gave us a book so we can know Him and what He has done? Let’s say our big picture question together. **What is the Bible? The Bible is God’s Word that tells us what is true about God and ourselves.**”

### 3 REVIEW THE TIMELINE (1 minute)

Show the giant timeline. Point to individual Bible stories as you review.

**SAY** “In the Book of Genesis, we read how God promised that Abraham would have a big family and live in the land of Canaan. Abraham’s descendants were called Israelites. For many years, the Israelites lived in Egypt as slaves until God used Moses to lead them out of Egypt toward the promised land; however, the Israelites disobeyed God and had to wander in the desert for 40 years. Finally, it was time for a new generation of Israelites to enter the promised land.”



## THE STORY OF THE GOSPEL

### LEARN the Bible Story

#### 1 TELL THE BIBLE STORY: VIDEO OR STORYTELLER (10 minutes)

Open your Bible to Joshua 1. Use the Bible storytelling tips to help you tell the story, or show the Bible story video “God Encouraged Joshua.” Use the bold text to retell or review the story.

#### GOD ENCOURAGED JOSHUA

“God’s people were near the land of Canaan (KAY nuhn). This was the promised land, the place God said Abraham’s descendants would one day live. **The Israelites had wandered in the wilderness for 40 years. The older generation had died. Moses, their leader, had died too, and now it was time for the remaining people to go into the land.**

God chose Joshua to be the new leader of Israel. It was a big job, but God encouraged Joshua. He promised to give Joshua success in the land. God said, “No one will be able to stand against you as long as you live. **I will be with you,** just as I was with Moses. I will not leave you or abandon you.”

Then God said, “**Be strong and courageous.**” God wanted Joshua to lead the people into the land because He had promised it to His people. God said, “Be strong and very courageous to obey everything Moses taught you. Study, remember, and obey the commands written in the book of instruction. If you do this, you will be successful in whatever you do.”

God encouraged Joshua again: “**Be strong and courageous! Do not be afraid or discouraged, for I, the LORD your God, will be with you wherever you go.**”

So Joshua sent a message throughout the Israelites’ camp: “**Get ready! We are going to cross the Jordan River and take this land. God is giving it to us, just like He promised.**”

The Israelites agreed and got ready. “**We will do everything you have commanded us,**” they told Joshua. “**We will go everywhere you send us. We will obey you like we obeyed Moses. We trust that God will be with you like He was with Moses.**”

Christ Connection: God encouraged Joshua and promised to be with him as he led the Israelites into the promised land, where they would be victorious and find rest. We have victory over sin and rest for our souls in Jesus, who is with us always and leads us into the promised land of God’s kingdom. ”

#### STORYTELLING TIPS

**Sketch a diagram:** Draw a river on a dry erase board or large sheet of paper. Add stick figures on one side of the river. Label the area on the other side *Promised Land*.

**Use hand motions:** Perform a hand motion each time you say a key word from the Bible story. Consider searching online for the sign language motion to use with the words *encourage*, *strong*, and *courageous*.



## THE STORY OF THE GOSPEL

### 2 REVIEW THE BIBLE STORY

**SAY** “ God chose Joshua to lead the Israelites after Moses died. God gave Joshua a big job! In fact, Joshua couldn’t do the job without God to help him. Do you think God’s words to Joshua helped him move forward and lead God’s people? Why? **[Pause for kids to respond.]** God commanded Joshua multiple times not to be afraid because God would go with him and make him successful.

The Israelites often sinned and disobeyed God, so God instructed Joshua to remind the Israelites to obey God’s rules. God gave the Israelites rules to show them what He required. Think about the rules you have at home. If your mom tells you not to jump on the bed but you run into your room and jump on the bed every night at bedtime, is your mom very happy about that? No way! Like you need to remember rules at home and obey them to honor your parents, God’s people needed to remember and obey His laws.

We can read the rules God commanded the Israelites to follow in the Law, the first five books of the Bible; however, the Israelites couldn’t obey God because of the sin in their hearts. Just as Joshua couldn’t be a good leader without God’s help, Israel couldn’t obey God without God’s help.

In the New Testament, we can read how God fulfilled His promises from the Old Testament. God sent Jesus to perfectly obey the law, die in our place, and rise again on the third day. While God’s rules show us how we sin, Jesus’ death and resurrection takes away our sin. When we trust in Jesus as Lord and Savior, God also sends the Holy Spirit to go with us everywhere, like God promised to go with Joshua. The Holy Spirit gives us the power to obey God and understand the Bible. **What is the Bible? The Bible is God’s Word that tells us what is true about God and ourselves.** ”

### 3 CHRIST CONNECTION

**SAY** “ God encouraged Joshua and promised to be with him as he led the Israelites into the promised land, where they would be victorious and find rest. We have victory over sin and rest for our souls in Jesus, who is with us always and leads us into the promised land of God’s kingdom. ”

(Tip: Use Scripture and the Gospel Plan Poster to explain how to become a Christian. Make sure kids know when and where they can ask questions.)

### 4 QUESTIONS FROM KIDS (3 minutes)

Show the “Unit 7, Session 1” questions from kids video. Prompt kids to discuss:

1. What should you do if a friend or family member consistently points out your mistakes?
2. How can you encourage or build others up with your words?

### 5 MISSIONS MOMENT (3 minutes)

**SAY** “ God encouraged Joshua and promised to be with him as the Israelites moved into the promised land. Whether God calls us to a new place or wants us to stay where we are, we can be on mission for God. Annie Armstrong spent her life helping support missions work all over the world by organizing the Women’s Missionary Union, a group for women who wanted to support missionaries





## THE STORY OF THE GOSPEL

and help the gospel go everywhere. Annie cared for people in her area by helping provide for their needs and telling them about Jesus. She also wrote many letters asking other Christians to help missionaries. Listen closely to this video and see if you can hear how many letters Annie wrote. ”

Play the missions video. Ask the kids to recall how many letters Annie wrote. (18,000 in a year) Pray and ask God to help the kids find ways to support missionaries from anywhere.

### 6 KEY PASSAGE ACTIVITY (5 minutes)

Show the key passage poster. Lead kids in reading aloud Psalm 119:105 together.

**SAY** ” God reminded Joshua what was true so Joshua wouldn’t be afraid. We can hear God tell us the same things by reading the Bible. ”

Guide kids to sit in a circle. Encourage them to clap while they say the first word of the verse. Then, lead kids to say the first two words of the verse, clapping each time they say a word. Repeat, adding the next word of the key passage each time. Continue until kids say the entire key passage.

Lead kids to sing “A Light On My Path (Psalm 119:105).” You may also choose to sing a worship song of your choice.

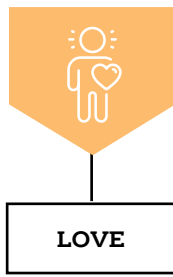
### 7 PRAY (2 minutes)

Invite kids to pray before transitioning to Love.

**SAY** ” God, thank You for going with us wherever we go so we don’t have to be afraid. Give us courage and wisdom to obey You and tell others about You. Amen. ”

Transition from **LEARN** to **LOVE**





## THE GOD OF THE GOSPEL

### LOVE God by Applying the Story

#### 1 REVIEW & BIBLE SKILLS (5 minutes)

Distribute Bibles. Guide boys and girls to open their Bibles to Joshua 1. Explain that the Book of Joshua is in the Old Testament. In the Old Testament, the Israelites lived under the list of rules God gave them called the Law. In the New Testament, Jesus came to fulfill the Law.

Choose a volunteer to read aloud Joshua 1:7 or ask the kids to follow along as you read the verses aloud. Consider pointing out the location of Canaan (F10) on the Old Testament Mediterranean Map.

**SAY** “God gave His people rules so they would know the best way to live. Following those rules helped them understand God and His heart. Since the people in the land did not know God or follow His rules, they were far from God. If the Israelites followed the people’s example and disobeyed God’s rules, they also would be far from God. God wants His people to know and love Him, so He reminded them to keep His commandments.

Even though God reminded the Israelites many times to obey, the Israelites still sinned and turned away from God. At just the right time, God sent His Son, Jesus, to die on the cross and rise again to defeat sin and death. Jesus’ sacrifice made the way for us to have a right relationship with God. ”

#### 2 GROUP DISCUSSION (10 minutes)

Ask the following questions. Lead the group to discuss.

| **SAY** “What are some situations in which we might need to be courageous? ”

Lead kids to consider experiences like making new friends, going somewhere for the first time, or standing up for what is right. Invite kids to share a recent experience where they needed courage.

| **SAY** “How can knowing God is with us help us be brave? ”

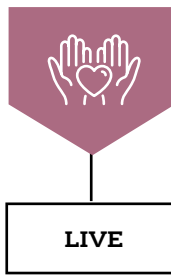
Encourage kids that they are not alone. Remind kids that God helped the Israelites face an impossible task and succeed. Invite kids to consider God’s power, mercy, and wisdom in every situation.

| **SAY** “Who can we encourage by telling them that God is with them? ”

Invite kids to think of friends or family who might be encouraged to know God is with them. Encourage kids to share about God when their friends or family feel scared. Ask kids if they can think of any other situations when it could help to know God is with them.

Transition from **LOVE** to **LIVE**





## THE MISSION OF THE GOSPEL

### LIVE the Mission

#### 1 ACTIVITY CHOICE (10 minutes)

##### ☐ OPTION 1: ENCOURAGE GIVING



Brainstorm with the kids some reasons why missionaries need the support of churches.

**SAY** “ God encouraged Joshua as he prepared to lead the Israelites into the promised land. Annie Armstrong’s letters encouraged people to give generously and live on mission for God. Let’s spend some time writing our own encouraging letters to help the gospel reach all people. ”

Give each kid paper, an envelope, and a pencil. Encourage them to draw a picture or write a letter explaining why Christians should give to missions. Suggest they begin their letters with the greeting, Dear Christian.

Invite the kids to deliver the letters to their families or create a bulletin board in the church that features the letters as a way to encourage giving.

##### ☐ OPTION 2: ENCOURAGEMENT CARDS



Guide each kid to find Joshua 1:9 in the Bible and copy the words onto two index cards. On one card, lead kids to write the name of a friend or family member who might be encouraged by knowing God is with them. On the other, instruct kids to write their own names. Distribute crayons, markers, and stickers for kids to decorate the cards.

Encourage kids to give the first card to the person whose name they wrote on it and tell the friend about today’s Bible story.

**SAY** “ When you feel scared, you can look at this card and remember that God is with you. One way we can obey God is by telling others about Him. Giving these cards to friends or family members is a great opportunity to tell them about Jesus. ”

#### 2 REFLECTION AND PRAYER (5 minutes)

Distribute a sheet of paper and pencil to each kid. Ask the kids to write about or draw a picture to answer the following questions:

- What does this story teach me about God or the gospel?
- What does this story teach me about myself?
- Who can I tell about this story?

Be sure to send the sheets home with the kids along with the activity pages so parents can continue to discuss the Bible story with their kids. If time remains, take prayer requests or allow kids to complete the Bible story coloring page. Pray for your group.





UNIT 7 | SESSION 2

# GOD STOPPED THE JORDAN RIVER

JOSHUA 3-4

## KEY PASSAGE:

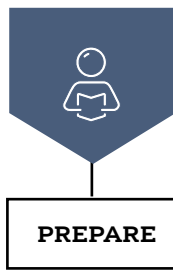
Psalm 119:105

## BIG PICTURE QUESTION:

What is the Bible? The Bible is God's Word that tells us what is true about God and ourselves.

## CHRIST CONNECTION:

God encouraged Joshua and promised to be with him as he led the Israelites into the promised land, where they would be victorious and find rest. We have victory over sin and rest for our souls in Jesus, who is with us always and leads us into the promised land of God's kingdom.



## PRIOR TO TEACHING THE SESSION



## LEADER Bible Study

The children of Israel often gave in to worry and bitterness. Their attitude revealed deeper heart issues: their belief that God had failed to take care of them and would fail in the future. It was in the 40 years of wandering in the desert that God showed them over and over that He was worthy of their trust. Yet they still did not trust Him.

When God provided supernatural food for them to eat, they craved the food of Egypt. (Num. 11:4-6) When they first encountered the inhabitants of Canaan, they were filled with fear because they didn't trust that God would be with them. (Num. 13:33) God went out of His way to deliver His people, protect them, and provide for them. He showed He is all-powerful and trustworthy.

Read Moses' words in Deuteronomy 6:20-24. Moses implored the Israelites to remember what God had done and testify to their children of His faithfulness. God had brought them out of Egypt to keep His covenant with Abraham. He gave them instructions for their good.

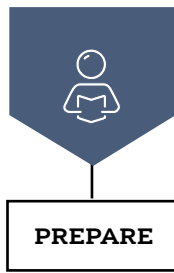
Meditate on Moses' proclamation: "We were slaves in Egypt, but God, by his grace, set us free." This truth is particularly helpful for us when we face difficulties and periods of anxiety. We can have peace in the present by looking backward in gratitude and forward

with hope. When we look back at our lives and the millions of ways God has provided and protected us, our hearts should be filled with gratitude. Based on God's character as revealed in Scripture and in our lives, we can look forward with hope, knowing that God, who has preserved us, will continue to do so until He comes to bring us home.

As you get ready to teach, prepare your heart by reminding yourself of God's faithfulness. Tell the kids in your group how God has shown Himself worthy of your trust. They too can put their hope in a God who never fails.

### IDEAS TO CONSIDER

**The purpose of miracles:** The purpose of this miracle is to declare God's might to all the peoples of the earth and to encourage Israel to always fear the Lord. (Josh. 4:24)



PRIOR TO TEACHING THE SESSION

## GATHER Supplies

Keep a regular supply of the following items available at all times: Bibles, pens or pencils, markers, crayons, colored pencils, scissors, glue or tape, paper.



### WELCOME

#### Activity Page

- ☐ “Stones Stack” activity page

#### Session Starter (Option 1)

- ☐ masking tape

#### Session Starter (Option 2)

- ☐ gray construction paper, 24 pieces
- ☐ ruler
- ☐ stopwatch or timer



### LEARN

#### Introduce the Session

- ☐ countdown video

#### Big Picture Question

- ☐ Big Picture Question Poster

#### Review the Timeline

- ☐ Giant Timeline

#### Tell the Bible Story

- ☐ “God Stopped the Jordan River” video
- ☐ Bible Story Picture Poster

#### Questions from Kids

- ☐ “Unit 7, Session 2” questions from kids video

#### Missions Moment

- ☐ “Women in Missions” missions video

#### Key Passage Activity

- ☐ Key Passage Poster
- ☐ “A Light On My Path (Psalm 119:105)” song
- ☐ flashlight
- ☐ worship song of your choice (optional)



### LOVE

#### Discussion & Bible Skills

- ☐ Small Group Timeline and Map Set (optional)



### LIVE

#### Activity Choice (Option 1)

- ☐ large sheets of paper
- ☐ measuring tape

#### Activity Choice (Option 2)

- ☐ Big Picture Question Poster
- ☐ blue, white, and gray construction paper

#### Reflection and Prayer

- ☐ Bible Story Coloring Page (optional)



## WELCOME Kids

Greet each kid as he or she arrives. Use this time to collect the offering, fill out attendance sheets, build relationships, and help new kids connect to your group.

**SAY** “Have you ever been to a big river or lake? What was it like? [Pause for kids to share.] Today, we are going to learn about a time God’s people needed to cross a large river to enter the promised land.”

### 1 ACTIVITY PAGE (5 minutes)

Invite kids to complete “Stones Stack” on the activity page.

**SAY** “Have you ever seen a monument or memorial? Memorials help us remember something important. Memorials usually remind us of an historic person or event. In today’s story, the Israelites made a memorial to remember something God did for them. We’ll learn what God did.”

### 2 SESSION STARTER (10 minutes)

#### ☐ OPTION 1: CROSS THE RIVER



Use masking tape to mark a “river” in the middle of your room. Run two parallel lines of tape across the room, leaving about four feet between the lines. Select two kids to be it and stand in the river. They may not step out of the river. Gather the rest of the group on one side of the room.

Call out a characteristic. Each kid who matches that characteristic will run to the opposite wall while avoiding the two kids who are it. Kids who are tagged will join the kids in the river. (Example characteristics: girls, boys, wearing brown shoes, wearing shorts, wearing red)

**SAY** “It’s hard to cross a river with obstacles in your way! In today’s Bible story, the Israelites faced an obstacle to entering the promised land, and only God could help them get across the wide river in their way.”

#### ☐ OPTION 2: TALLEST STONE TOWER

Ball up construction paper to look like stones. Form two teams of kids. Give each team 12 paper “stones.” Set a timer for two minutes. Challenge the kids to build the tallest tower they can with the paper stones.

When time is up, Instruct kids to stop building. Measure each tower to see which team built the tallest tower. If time allows, let kids try again using the knowledge they learned from the first attempt.

**SAY** “God instructed the Israelites to build a stone memorial liked we just did. He wanted the Israelites to remember what He had done for them. Today we’ll hear what He wanted them to remember.”

Transition from **WELCOME** to **LEARN**







## THE STORY OF THE GOSPEL

# INTRODUCE the Bible Story

### 1 INTRODUCE THE SESSION (3 minutes)

Show the countdown video as you transition to introduce the Bible story. Set it to end as the session begins.

**SAY** “Hi, I’m [your name.] I’m so glad you are here this morning! Raise your hand if you brought your Bible with you today. [Distribute Bibles to any kids who need one.] The Bible is full of stories that teach us about God, and they all fit together to tell us one big story. The Bible helps us remember what God has done for us.”

### 2 BIG PICTURE QUESTION (1 minute)

**SAY** “Last week, we heard our big picture question: **What is the Bible?** Do you remember what we said? [Allow the kids to respond.] **The Bible is God’s Word that tells us what is true about God and ourselves.**

When we say the Bible is God’s Word, we are explaining that God gave human authors the right words so they could record exactly what God wanted them to write. The Bible tells us all that we need to know in order to have a right relationship with God and worship Him the way He created us to. Let’s say the question and answer together: **What is the Bible? The Bible is God’s Word that tells us what is true about God and ourselves.**”

### 3 REVIEW THE TIMELINE (1 minute)

Show the giant timeline. Point to individual Bible stories as you review.

**SAY** “God promised Abraham in the Book of Genesis that his descendants, who were later called Israelites, would live in the land of Canaan. After years living as slaves in Egypt and wandering in the wilderness, the Israelites were ready to enter the promised land. Last week, we learned how God chose Joshua to lead the Israelites and remind them of His commands. This week, we will look at the miraculous way God helped His people cross the Jordan River into the promised land.”



## THE STORY OF THE GOSPEL

### LEARN the Bible Story

#### 1 TELL THE BIBLE STORY: VIDEO OR STORYTELLER (10 minutes)

Open your Bible to Joshua 3–4. Use the Bible storytelling tips to help you tell the story, or show the Bible story video “God Stopped the Jordan River.” Use the bold text to retell or review the story.

#### GOD STOPPED THE JORDAN RIVER

“ God had promised that Abraham’s descendants would live in Canaan (KAY nuhn). He would give them the land. **After wandering in the wilderness for 40 years, it was time for the remaining Israelites to enter the promised land. Now the only thing keeping the Israelites from their new home was the Jordan River.** The river was deep and wide. The Israelites could never get across on their own, but God was going to help them.

**God told Joshua and the other leaders what to do. First, the priests carried the ark of God ahead to the edge of the river.** The ark reminded the people that God was with them. **The rest of the Israelites followed behind the ark.**

**Joshua said, “Listen. God is going to do something great. When these men carry the ark of God into the river, God will stop the water in the river. Then you will know God is with us.”**

The people watched **as the priests carrying the ark took a step into the river. God made the water stop! The priests stood on dry ground** in the middle of the river, and **then all of the Israelites crossed safely** on dry ground.

**God told Joshua, “Choose 12 men to take 12 stones from the middle of the river where the priests are standing. They should put them down in the place where you spend the night tonight.”**

**God wanted the stones to be a memorial.** A memorial is something that helps people remember a person or event. **The people would see the stones and remember that God helped them cross the river.** In the future, when children saw the stones and said, “Why are these rocks here?” the people could tell their children that God stopped the water, and everyone would know that God is mighty.

**The Israelites did exactly what God told them to do.** They picked up 12 big stones to make a memorial. **Finally, the priests with the ark crossed the river, and the water began to flow again.** The river was deep and wide like it had been before. At last, **God’s people were in the promised land!**

Christ Connection: God went ahead of Joshua and the Israelites into the promised land. He showed His power to them so they would trust in Him. When Jesus came to earth, He showed His power so people would trust in Him and be saved from sin. ”

#### STORYTELLING TIPS

**Use props:** Gather a gold or gold-painted box, two strips of blue cloth, and 12 stone pebbles. Hold up the gold box when you mention the ark of God. Use the strips of blue cloth to symbolize the river water, and pull them apart when God stopped the river. Hold up the 12 stones when telling how God instructed the Israelites to build a memorial.

**Act it out:** Choose one person to be Joshua and four people to play the role of the priests. Guide the rest of the kids to act out the part of the Israelites.



## THE STORY OF THE GOSPEL

### 2 REVIEW THE BIBLE STORY

**SAY** “ God promised to help the Israelites enter the promised land of Canaan. The Israelites obeyed God and prepared to cross the flooded Jordan River. God directed the priests to carry the ark of God into the river. When they obeyed, He stopped the water so the Israelites could cross into the promised land. God wanted the Israelites to remember what He had done, so He instructed the Israelites to make a memorial out of stones.

Our big picture question reminds us that **the Bible is God’s Word that tells us what is true about God and ourselves.** By stopping the Jordan River, God showed the Israelites He is powerful. Do you think God’s stopping the Jordan River reminded the Israelites about the time He parted the Red Sea so the Israelites could escape from Egypt? God has power over seas, rivers, and everything He has made. He is powerful and keeps His promises. God led the Israelites into the promised land.

In the ark of God, the Israelites stored the tablets with the Law that God gave Moses. So, when the Israelites followed the ark through the river, they literally followed God’s Word. They believed that God was with them and trusted what He said. We can read the Bible and know that this happened. God’s Word, the Bible, guides us too. We can trust what God says. God sent Jesus to die on the cross and rise again so we could be saved from our sins just like He promised. ”

### 3 CHRIST CONNECTION

**SAY** “ God went ahead of Joshua and the Israelites into the promised land. He showed His power to them so they would trust in Him. When Jesus came to earth, He showed His power so people would trust in Him and be saved from sin. ”

(Tip: Use Scripture and the Gospel Plan Poster to explain how to become a Christian. Make sure kids know when and where they can ask questions.)

### 4 QUESTIONS FROM KIDS (3 minutes)

Show the “Unit 7, Session 2” questions from kids video. Prompt kids to discuss:

1. Is it OK to think about God only while gathered with the church?
2. What can you do to remember God whenever you are not gathered with the church?

### 5 MISSIONS MOMENT (3 minutes)

Remind kids about Annie Armstrong’s work in missions.

**SAY** “ After God helped His people cross into the promised land, He commanded them to set up a memorial to remember the miracle. Today, we want to remember Annie Armstrong, whom God used to do wonderful things to support missionaries. Women like Annie have been important to missions for a very long time! Many women have given their whole lives to sharing the gospel with people all over the world. ”

Play the missions video.



## THE STORY OF THE GOSPEL

**SAY** “ I’m thankful for the bravery of those women who answered God’s call to missions. Men, women, and children can all be a part of the things God is doing around the world. ”

Pray and thank God for women in missions. Ask Him to bless their work.

### 6 KEY PASSAGE ACTIVITY (5 minutes)

Show the key passage poster. Lead kids in reading aloud Psalm 119:105 together.

**SAY** “ Just like the Israelites followed God’s Word into the promised land, we can follow God’s Word because we know He tells us the truth. This psalm describes God’s Word as a lamp; the Bible is like a flashlight that lights the way when we might otherwise be lost in the dark. ”

Hang or hold up the key passage poster. Give the flashlight to a volunteer. Guide him to turn the flashlight on and point it at the poster while he says the key passage. Continue passing the flashlight and leading kids to say the key passage until everyone has had a turn. You may choose to dim the lights in order to heighten the effect of the flashlight.

Lead kids to sing “A Light On My Path (Psalm 119:105).” You may also choose to sing a worship song of your choice.

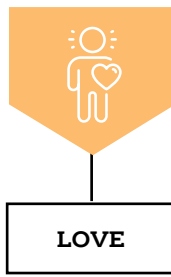
### 7 PRAY (2 minutes)

Invite kids to pray before transitioning to Love.

**SAY** “ God, thank You for proving that we can trust Your Word. Help us have courage in impossible situations because we know You are powerful and are with us wherever we go. Amen. ”

Transition from **LEARN** to **LOVE**





## THE GOD OF THE GOSPEL

### LOVE God by Applying the Story

#### 1 REVIEW & BIBLE SKILLS (5 minutes)

Distribute Bibles. Guide boys and girls to open their Bibles to Joshua 4. Explain that the Book of Joshua is the sixth book of the Bible and the first book in the History division of the Old Testament. The first five books are called the Law. The Law showed the Israelites that they needed God in order to be holy. In the Book of Joshua, we see that God fulfilled the promises He made in the first five books by helping the Israelites enter the promised land.

Choose a volunteer to read aloud Joshua 4:23 or ask the kids to follow along as you read the verses aloud. Consider pointing out the location of the Jordan River (G6) on the Old Testament Kingdoms Map.

**SAY** “God reminded the Israelites of His power by stopping the Jordan River. Not only did He fulfill His promise of helping them enter the promised land, God reminded the Israelites how He saved them from slavery in Egypt. By fulfilling His promises, God reminded the Israelites they could trust Him.

God also fulfilled His promise to save us from sin by sending His Son, Jesus, to die on the cross and rise again. We can trust God because He tells the truth and does what He says He will. Just like the Israelites built the memorial to remember how God helped them cross the Jordan River, we want to remember what Jesus did by beating death and saving us from our sins. One great way to remember God and what He has done is by studying the Bible. **What is the Bible? The Bible is God’s Word that tells us what is true about God and ourselves.**”

#### 2 GROUP DISCUSSION (10 minutes)

Ask the following questions. Lead the group to discuss.

| **SAY** “Why did God tell the Israelites to build a memorial?”

Remind kids that a memorial helps people remember something. Guide kids to think of how the Israelites needed God’s help to cross the Jordan River. Invite kids to consider how God stopping the water showed His power. Discuss the reasons understanding God’s power can help us love and obey Him.

| **SAY** “What other stories in the Bible can you think of that remind us God is powerful?”

Lead kids to remember how God fulfilled His promises to Abraham, Jacob, and Moses. Encourage kids to consider stories of Jesus’ miracles in the New Testament. Encourage kids to also consider ways they have seen God’s power in their lives.

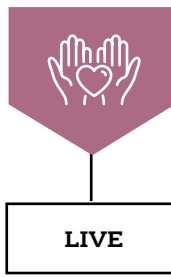
| **SAY** “What are some ways we can remember God is powerful?”

Invite kids to consider keeping a prayer journal, telling others about God’s power, and reading the Bible daily. Encourage kids to memorize Scripture that reminds them of His power.

Transition from **LOVE** to **LIVE**







## THE MISSION OF THE GOSPEL

### **LIVE** the Mission

#### **1 ACTIVITY CHOICE** (10 minutes)

##### ☐ **OPTION 1: SMALL WOMAN, BIG FAITH**



Before class, hang a large sheet of paper on the wall vertically and mark a height of 4'3". Label the mark Lottie Moon. Let kids stand next to the mark to see how they compare. Consider marking their heights or let them take turns tracing an outline of their bodies.

Remind kids that Lottie Moon was a brave missionary who lived and worked in China for almost 40 years.

**SAY** “ Lottie Moon was an important woman in missions. She was a missionary to China. Just as the Israelites had to rely on God to help them cross into the promised land, Lottie had to rely on God in her ministry. Lottie was shorter than average, but she had big faith in God! She trusted Him and obeyed His call to become one of the first women missionaries in China. Thankfully, the size of your faith doesn't have to do with your size, age, or gender. Lottie Moon obeyed God to share the gospel, and we can do the same thing. ”

##### ☐ **OPTION 2: MAKE A MEMORIAL**



Give each kid a piece of blue construction paper, half a piece of white paper, and half a piece of gray paper. Instruct kids to lay the blue paper horizontally. Glue the white half-piece of paper vertically to the center of the blue piece of paper so that the paper looks like dry land with water on each side.

Give scissors to each kid and guide them to cut circles for stones out of the gray construction paper. Lead kids to glue the gray stones onto the white paper. Once they finish gluing, guide kids to write on the stones examples of God's power (God stopped the water, God saves us from sin, God created the earth, etc.).

**SAY** “ The Israelites built a memorial to remember how God helped them enter the promised land. Put this art somewhere in your house where you will see it often. When you look at it, remember God's power and that we can trust Him and His Word. ”

#### **2 REFLECTION AND PRAYER** (5 minutes)

Distribute a sheet of paper and pencil to each kid. Ask the kids to write about or draw a picture to answer the following questions:

- What does this story teach me about God or the gospel?
- What does this story teach me about myself?
- Who can I tell about this story?

Be sure to send the sheets home with the kids along with the activity pages so parents can continue to discuss the Bible story with their kids. If time remains, take prayer requests or allow kids to complete the Bible story coloring page. Pray for your group.



UNIT 7 | SESSION 3

## THE BIBLE HELPS US LIVE FOR GOD

2 TIMOTHY 3

### KEY PASSAGE:

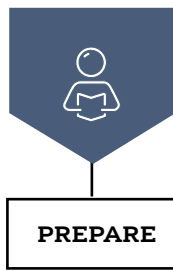
Psalm 119:105

### BIG PICTURE QUESTION:

What is the Bible? The Bible is God's Word that tells us what is true about God and ourselves.

### CHRIST CONNECTION:

Paul wrote to teach Timothy how to live for God. The Bible tells us about God's plan for people to have forgiveness through His Son, Jesus. Jesus obeyed God's Word perfectly. We can follow Jesus' example to read, believe, and obey the Bible as we live for God's glory.



## PRIOR TO TEACHING THE SESSION



## LEADER Bible Study

In 2 Timothy 3:16-17, Paul points out that Scripture is enough for us. It is our source for godliness and our final authority in matters pertaining to doctrine. The confessions of every Protestant denomination affirm the sufficiency of Scripture.

Why does this matter for kids? We need to teach our kids that even though the Bible may not mention everything in life, it mentions everything we need to know about God, His plan to save us, and how we can live a holy life to please Him.

It is important in a world that has become increasingly hostile to biblical truth that we teach our kids the value of reading it and applying it to our lives daily.

What is important for us to remember and for kids to know about the Bible?

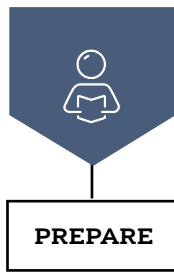
1. The Bible is how God speaks to us. The words of the Bible are not like any other document on earth. They are the way God chose to tell us what He is like.
2. The Bible is about God and for us. One common misunderstanding about the Bible is that the Bible is about us. As we are reminded each week in our Christ connection, the Bible is about Jesus, but it is for us. It is how we can understand, apply, and teach others what God is like.

3. The Bible is how we can know how to love God and live for God. God speaks to us through His Word, shows us what He is like, and tells us how life works best and how we can live for Him in the world He has made for us.

Take a moment to thank God for the Bible as you prepare to show your kids the beauty of Christ in the pages of Scripture. Paul told Timothy that all of the Bible is important for us to grow and to know. This is just as true for kids. The question is not what parts of the Bible we should teach kids but how we should teach all of the Bible to kids.

### TERMS TO KNOW

**Sufficiency of Scripture:** The Bible is all we need to equip us for a life of faith and service.



PRIOR TO TEACHING THE SESSION

## GATHER Supplies

Keep a regular supply of the following items available at all times: Bibles, pens or pencils, markers, crayons, colored pencils, scissors, glue or tape, paper.



### WELCOME

#### Activity Page

- ☐ "The Guide Book" activity page

#### Session Starter (Option 1)

- ☐ timer



### LEARN

#### Introduce the Session

- ☐ countdown video

#### Big Picture Question

- ☐ Big Picture Question Poster

#### Review the Timeline

- ☐ Giant Timeline

#### Tell the Bible Story

- ☐ "The Bible Helps Us Live for God" video
- ☐ Bible Story Picture Poster

#### Questions from Kids

- ☐ "Unit 7, Session 3" questions from kids video

#### Missions Moment

- ☐ "Yvette Aarons Poster" printable
- ☐ hearing protection (over-ear or in-ear)

#### Key Passage Activity

- ☐ Key Passage Poster
- ☐ "A Light On My Path (Psalm 119:105)" song
- ☐ sticky notes
- ☐ worship song of your choice (optional)



### LOVE

#### Discussion & Bible Skills

- ☐ Small Group Timeline and Map Set (optional)



### LIVE

#### Activity Choice (Option 1)

- ☐ hearing protection (over-ear or in-ear)
- ☐ "Yvette Aarons Poster" printable

#### Activity Choice (Option 2)

- ☐ Big Picture Question Poster

#### Reflection and Prayer

- ☐ Bible Story Coloring Page (optional)



## WELCOME Kids

Greet each kid as he or she arrives. Use this time to collect the offering, fill out attendance sheets, build relationships, and help new kids connect to your group.

**SAY** “What’s something that you’ve learned to do that took a lot of practice or required a teacher to show you how to do it? Maybe you’ve learned how to sing, fish, or dance. To learn a new skill, we often need someone to teach us and help us correct mistakes. Today, we will talk about the ways God’s Word helps correct our mistakes so we can live for God.”

### 1 ACTIVITY PAGE (5 minutes)

Invite kids to complete “The Guide Book” on the activity page.

**SAY** “Getting lost in a maze is common. When we get lost it, helps to find someone who can give us directions. God gave us the Bible to guide us through the challenges we face every day. Today, we will learn more about the ways the Bible helps us love, obey, and live for God.”

### 2 SESSION STARTER (10 minutes)

#### ☐ OPTION 1: TRY NOT TO LAUGH



Guide kids to sit in a circle. Pick one volunteer to stand in the middle of the circle. Set a timer for 30 seconds. When you say go, the volunteer has 30 seconds to try to make someone in the circle laugh.

If a kid in the circle laughs, she becomes the next person to act silly in the middle. If no one laughs and the 30 seconds are up, pick a random volunteer to be in the middle. Continue until everyone has a turn to be in the middle trying to make others laugh.

**SAY** “It takes a lot of self control not to laugh when people are being so silly! In today’s Bible story, we’ll learn how Scripture teaches us to act in a way that pleases God. That takes self-control, too!”

#### ☐ OPTION 2: WISE VS. FOOLISH

Write the word wise on a piece of paper. Write foolish on another piece. Tape the papers onto opposite walls.

Direct the kids to stand in the middle of the room. Read a characteristic from the following list of wise or foolish traits. Lead kids to guess if the characteristic is wise or foolish and stand on the corresponding wall.

- Wise: loving, joyful, peaceful, patient, kind, faithful, self-controlled
- Foolish: greedy, proud, unloving, disobedient, selfish, against God, reckless

**SAY** “The Bible teaches us how to be wise and avoid being foolish. In today’s story, we’ll learn more about why the Bible is so important for teaching us truth. Do you think we can be wise on our own? Why?”

Transition from **WELCOME** to **LEARN**







## THE STORY OF THE GOSPEL

# INTRODUCE the Bible Story

### 1 INTRODUCE THE SESSION (3 minutes)

Show the countdown video as you transition to introduce the Bible story. Set it to end as the session begins.

**SAY** “Hi, everyone! I’m [your name], and I’m so excited to see you! Did you bring your Bible with you today? Hold it up so I can see it! [Distribute Bibles to any kids who need one.]

The Bible is God’s Word to us. When we read the Bible, we get to hear directly from God. We can read it whenever we want to hear from Him. ”

### 2 BIG PICTURE QUESTION (1 minute)

**SAY** “We’ve been talking a lot about the Bible the past few weeks. Does anyone remember what the Bible is? [Allow kids to respond.] **The Bible is God’s Word that tells us what is true about God and ourselves.** The Bible comes from God. Each book in the Bible is inspired by God, which means God the Holy Spirit helped the human writers use the right words to record exactly what God wanted them to write. We can learn some true things about God and ourselves by observing the world, but by reading God’s Word, we can discover what is true and know everything we need to know to have a right relationship with God.

Can anyone tell me something we learned about God from the Bible last week? [Allow kids to respond.] We learned that God is powerful and that we can trust Him! We will learn more truths about God and ourselves today. Let’s say our big picture question together: **What is the Bible? The Bible is God’s Word that tells us what is true about God and ourselves.** ”

### 3 REVIEW THE TIMELINE (1 minute)

Show the giant timeline. Point to individual Bible stories as you review.

**SAY** “Over the last few weeks, we have seen the importance of God’s Word. God encouraged Joshua to love and obey Him so that Joshua could lead the Israelites well. Knowing God’s Word encourages us to love and obey God as we focus on Jesus and what He did to save us from sin. After God stopped the Jordan River, God’s people followed the ark, which contained the Law. Then the people made a memorial to remember God’s power and goodness. The Bible is like a memorial that teaches us about God’s power and love so we can live for Him. Today, we will focus on why God’s Word is so important and how it helps us live for God. ”



## THE STORY OF THE GOSPEL

### LEARN the Bible Story

#### 1 TELL THE BIBLE STORY: VIDEO OR STORYTELLER (10 minutes)

Open your Bible to 2 Timothy 3. Use the Bible storytelling tips to help you tell the story, or show the Bible story video “The Bible Helps Us Live for God.” Use the bold text to retell or review the story.

#### THE BIBLE HELPS US LIVE FOR GOD

“ A man named **Paul wrote a letter to his friend Timothy. Paul was a follower of Jesus. He was also a missionary;** he went wherever God sent him and told people the good news about Jesus. **Timothy had traveled with Paul and helped him. Now Timothy was a leader at a church.**”

**Two letters from Paul to Timothy are part of the Bible. In the second letter,** Paul taught Timothy about living for Jesus and how to help others live for Jesus too.

This is what **Paul wrote: ‘Hard times are coming. Some people will not live for God. They will love themselves and money most of all.** They will be proud, unloving, and unholy. They will disobey their parents and live without self-control. **Instead of loving God, they will do whatever feels good to them.** Stay away from these people. They will never come to know the truth about God.’

Paul reminded Timothy of two men, Jannes (JAN eez) and Jambres (JAM breez), who had challenged Moses in Egypt. They were foolish not to believe the truth.

Paul wrote, **‘You know me well, and you even suffered like I did. Everyone who wants to live for Jesus will face hard times, too.** Remember what you have learned and believed. **From the time you were a child, you learned from Scripture. The Scriptures** are able to **give you the wisdom you need to be saved** through faith in Jesus.’

**Paul knew that the Bible helps people live for God. He said, ‘All Scripture is inspired by God. It is useful for teaching, for rebuking, for correcting, and for training in righteousness. With the Bible, everyone who follows God can be ready and have everything they need to do every good work.’**

Christ Connection: Paul wrote to teach Timothy how to live for God. The Bible tells us about God’s plan for people to have forgiveness through His Son, Jesus. Jesus obeyed God’s Word perfectly. We can follow Jesus’ example to read, believe, and obey the Bible as we live for God’s glory. ”

#### STORYTELLING TIPS

**Thumbs up or down:** When Paul describes foolish and wise people, lead kids to give a thumbs up for something wise and a thumbs down for something foolish.

**Pick volunteers:** For each thing Paul says, guide a volunteer to repeat Paul’s words to the group.



## THE STORY OF THE GOSPEL

### 2 REVIEW THE BIBLE STORY

**SAY** “Paul told people about Jesus and taught his friend Timothy to tell people about Jesus, too. He warned Timothy that some people would not love God. They acted in foolish ways that did not honor God. Apart from God, we all are foolish and dishonor God. That’s why we need God’s Word.

Paul explained that the Bible comes from God. It tells us what we need to do to be saved and how to act in a way that pleases God. Because the Bible comes from God, it teaches us true wisdom. Only in the Bible can we learn how to have a saving relationship with God through Jesus.

Because Scripture comes from God, we can trust the Bible to lead us in how to live. Those who don’t listen to the Bible act foolishly. They believe what they want and do not know the truth. Like our big picture question reminds us, though, we can know what is true by reading God’s Word. The Bible tells us that God is holy, that we are not, and that we need to trust in Jesus for forgiveness and life with God forever.

Jesus knows God’s Word perfectly, died on the cross in our place, and rose from the dead to take away our sin. When we have faith in Jesus, the Holy Spirit lives in us so we can understand God’s Word and follow Jesus’ example to honor God and live wisely.”

### 3 CHRIST CONNECTION

**SAY** “Paul wrote to teach Timothy how to live for God. The Bible tells us about God’s plan for people to have forgiveness through His Son, Jesus. Jesus obeyed God’s Word perfectly. We can follow Jesus’ example to read, believe, and obey the Bible as we live for God’s glory.”

(Tip: Use Scripture and the Gospel Plan Poster to explain how to become a Christian. Make sure kids know when and where they can ask questions.)

### 4 QUESTIONS FROM KIDS (3 minutes)

Show the “Unit 7, Session 3” questions from kids video. Prompt kids to discuss:

1. Do we have to follow all the rules in the Old Testament?
2. Why do you think God wants His followers to live a certain way?

### 5 MISSIONS MOMENT (3 minutes)

**SAY** “Did you know that there are around 430 million people in the world with serious hearing loss? Can you imagine what it would be like not to be able to hear?”

Use hearing protection to simulate hearing loss. If you use in-ear hearing protection, provide one pair per kid or thoroughly sanitize them between uses.

**SAY** “God communicates with us through the Bible—His Word. Many people who are deaf use sign language to communicate. Have you ever thought about the fact that people who are deaf need someone to tell them about Jesus, too? Using sign language is a helpful skill for sharing the gospel with people who cannot hear. Women like Yvette Arons have answered God’s call to go to the



## THE STORY OF THE GOSPEL

| mission field, even when some people thought it would be too dangerous. ”

Show the kids the poster and teach them about Yvette Aarons. Pray and thank God for calling missionaries to reach people who cannot hear.

### 6 KEY PASSAGE ACTIVITY (5 minutes)

Show the key passage poster. Lead kids in reading aloud Psalm 119:105 together.

**SAY** “ God’s Word teaches us how to follow Jesus and be saved. It also tells us how to honor God and share God’s love with other people. ”

Give one sticky note to a kid. Guide him to cover a word on the key passage poster with the sticky note. Lead the kids to say the key passage again, filling in the missing word. Continue passing out sticky notes to kids who will cover additional words of the key passage. Lead the group to repeat the key passage after each kid covers a new word. Repeat until every kid has placed a sticky note or the entire key passage is covered.

Lead kids to sing “A Light On My Path (Psalm 119:105).” You may also choose to sing a worship song of your choice.

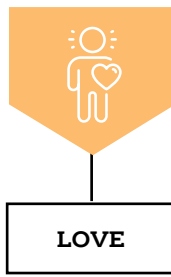
### 7 PRAY (2 minutes)

Invite kids to pray before transitioning to Love.

**SAY** “ God, thank You for giving us Your Word so we can know You. Help us to live wisely, trust in Jesus, and tell others about Your great love. Amen. ”

Transition from **LEARN** to **LOVE**





## THE GOD OF THE GOSPEL

### **LOVE** God by Applying the Story

#### **1 REVIEW & BIBLE SKILLS** (5 minutes)

Distribute Bibles. Guide boys and girls to open their Bibles to 2 Timothy 3. Explain that 2 Timothy is in the New Testament. Paul wrote this letter to Timothy while imprisoned in Rome. Paul wanted to encourage Timothy to cling to God's Word so he could teach others the truth about Jesus.

**SAY** “The stories we’ve learned in Joshua told us about the Israelites entering the promised land. By the time Paul wrote to Timothy, Rome controlled Israel. The Romans began persecuting Christians, treating them badly. But even in prison, Paul wanted to encourage Timothy.

Paul wanted to make sure Timothy clung to God's Word and taught others to do the same. Anyone who doesn't believe the Bible will reject God and continue in sin. Only those who trust the Bible will be able to understand what Jesus did to save us. We can trust God's Word to teach us how to live with wisdom.”

#### **2 GROUP DISCUSSION** (10 minutes)

Ask the following questions. Lead the group to discuss.

**SAY** “What are some ways we live foolishly when we don't listen to God?”

Guide kids to think of characteristics from Paul's list in 2 Timothy 3:1-7. Remind kids that foolishness relies on self, while wisdom relies on God. Encourage kids to think of practical ways they might disobey or act selfishly, like taking something from a sibling or talking back to an adult.

**SAY** “Why is it important to read the Bible and know what God says?”

Remind kids that Scripture comes from God and tells us what is true. Invite kids to consider how the wisdom from the Bible goes against the selfish foolishness of those who don't know the truth about God. Encourage kids that the Bible helps us know how to act in a way that pleases God.

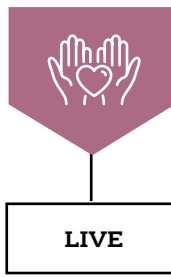
**SAY** “Who can you tell about the importance of God's Word?”

Guide kids to think of friends or family members who might not know about Jesus. Encourage kids to tell those friends or family members about the Bible when they get a chance.

Transition from **LOVE** to **LIVE**







## THE MISSION OF THE GOSPEL

### **LIVE** the Mission

#### **1 ACTIVITY CHOICE** (10 minutes)

##### ☐ **OPTION 1: CAN YOU HEAR ME?**



Choose a listener and a whisperer. Give the listener over-ear hearing protection.

Direct the whisperer to face the listener and whisper a word or phrase while the other kids in the room sing, talk, and clap. Encourage the listener to guess what the whisperer is saying. Play several rounds with different volunteers.

**SAY** “ With hearing protection on and loud noises all around it was impossible to understand the whisperer unless you could read lips. We read God’s Word, the Bible, to know what He is saying to us. Some people who are deaf can read lips to know what others are saying, but for many people, sign language is the best way to communicate. That’s why some missionaries use sign language to share the gospel with people who cannot hear. ”

Lead the kids in practicing spelling out Jesus in sign language.

##### ☐ **OPTION 2: SCRIPTURE SEARCH**



Form groups of two or three kids. Distribute Bibles to each group. Show kids how to use the table of contents if they don’t know where to find a book of the Bible.

When kids are ready, call out a book of the Bible for the kids to find. Consider writing the title of the book on a chalkboard or dry erase board for early readers to reference. Assist or encourage nearby teams to help those who are struggling to find a book.

Celebrate when each team finds the book. Continue calling out book names from the Old and New Testaments as time allows.

**SAY** “ We learned today in 2 Timothy 3 that all of Scripture is inspired by God. The Bible is God’s Word that tells us what is true about God and ourselves. Learning how to find books and stories in the Bible can help you as you read and study God’s Word. The more we read the Bible, the more we get to know God! ”

#### **2 REFLECTION AND PRAYER** (5 minutes)

Distribute a sheet of paper and pencil to each kid. Ask the kids to write about or draw a picture to answer the following questions:

- What does this story teach me about God or the gospel?
- What does this story teach me about myself?
- Who can I tell about this story?

Be sure to send the sheets home with the kids along with the activity pages so parents can continue to discuss the Bible story with their kids. If time remains, take prayer requests or allow kids to complete the Bible story coloring page. Pray for your group.



UNIT 8 | SESSION 1

## GOD DEFEATED JERICO

JOSHUA 2; 6

### KEY PASSAGE:

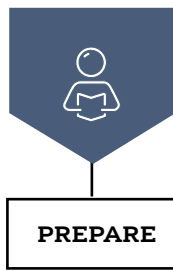
Psalm 77:14

### BIG PICTURE QUESTION:

What is a miracle? A miracle is something God does that usually cannot be done so that we can know He is all-powerful.

### CHRIST CONNECTION:

By faith, Rahab believed God would win the battle. When the Israelites attacked Jericho, Rahab and her family received mercy and became part of God's people. Jesus has won against sin and death. Everyone who trusts in Jesus receives mercy and becomes part of God's family forever.



## PRIOR TO TEACHING THE SESSION



## LEADER Bible Study

In our Bible story today, we see not just mercy, but courageous mercy. Rahab by faith, courageously trusted God and hid the Hebrew spies. Mercy is not courageous until being merciful costs us something. Rahab's mercy was pushed to the testing point. She had compassion and, in doing so, risked her life. She showed mercy; as a result, she received mercy.

Mercy is compassion or forgiveness shown toward someone when it is within one's power to punish or harm that person. Mercy was a key mark of Jesus' ministry. He modeled mercy for us on earth, showing numerous times compassion and forgiveness to those who didn't deserve it.

Mercy often involves courage because you have the power—and often the right—to punish rather than forgive. In our world today, the act of forgiveness is often seen as a weakness. It's risky. Mercy that lacks courage will be sporadic in its application. We, like Pilate, will forgive until it costs us something. We will have compassion, but only from a distance. This is the beauty of Christ that we see in stories like Rahab.

The God we serve is lavish in His mercy and rich in His kindness. What Rahab experienced is a glimpse of God's mercy we see in Christ. Jesus is the full expression

of the mercy and kindness of God. Jesus isn't concerned from a distance; He took on human flesh and dwelt among us. Jesus didn't just act mercifully when it was convenient. He laid down his life so that we could be forgiven.

Rahab modeled for us what Jesus preached in the Sermon on the Mount: "Blessed are the merciful, for they will be shown mercy" (Matt. 5:7). Let us today be extenders of mercy to others because of the tender mercy of God in Christ we have received because of the life, death, and resurrection of Christ.

### PLACES TO KNOW

**Jericho:** One of the oldest cities in the world and known as the "city of palms." It had rich soil, abundant water, and constant sunshine.



PRIOR TO TEACHING THE SESSION

## GATHER Supplies

Keep a regular supply of the following items available at all times: Bibles, pens or pencils, markers, crayons, colored pencils, scissors, glue or tape, paper.



### WELCOME

#### Activity Page

- ☐ “Seven on the Seventh” activity page

#### Session Starter (Option 1)

- ☐ baking soda
- ☐ water
- ☐ cups, 2
- ☐ cotton swabs
- ☐ grape juice
- ☐ paintbrush

#### Session Starter (Option 2)

- ☐ ball



### LEARN

#### Introduce the Session

- ☐ countdown video

#### Big Picture Question

- ☐ Big Picture Question Poster

#### Review the Timeline

- ☐ Giant Timeline

#### Tell the Bible Story

- ☐ “God Defeated Jericho” video
- ☐ Bible Story Picture Poster

#### Questions from Kids

- ☐ “Unit 8, Session 1” questions from kids video

#### Missions Moment

- ☐ world map

#### Key Passage Activity

- ☐ Key Passage Poster
- ☐ “The God Who Works Wonders (Psalm 77:14)” song
- ☐ worship song of your choice (optional)
- ☐ ball



### LOVE

#### Discussion & Bible Skills

- ☐ Small Group Timeline and Map Set (optional)



### LIVE

#### Activity Choice (Option 1)

- ☐ “Build Your Own Slice” printable

#### Activity Choice (Option 2)

- ☐ Big Picture Question Poster
- ☐ wooden blocks
- ☐ timer

#### Reflection and Prayer

- ☐ Bible Story Coloring Page (optional)



## WELCOME Kids

Greet each kid as he or she arrives. Use this time to collect the offering, fill out attendance sheets, build relationships, and help new kids connect to your group.

**SAY** “Welcome everybody! I’m happy to see you. Have you ever done something that seemed impossible? Today, we’ll learn about how God did something that seemed impossible. God defeated Jericho by giving the Israelites some very unusual instructions.”

### 1 ACTIVITY PAGE (5 minutes)

Invite kids to complete “Seven on the Seventh” on the activity page.

**SAY** “Your activity page was a warm up for today’s story. How many times was the number 7 hidden? Seven times! Today, we will hear about the time God defeated Jericho. His plans involved the Israelites’ doing something seven times. We’ll find out what it was.”

### 2 SESSION STARTER (10 minutes)

#### ☐ OPTION 1: HIDDEN WORDS

Before the session, use a cotton swab dipped in a baking soda and water mixture to write on paper some key words or phrases from this weeks story (spies, wall, march around, Jericho, battle, and so forth). Make a few different sheets in this way and set them aside to dry.

Allow kids to work together to spread a thin layer of grape juice on the sheets using a paintbrush. The acidic juice will react with the alkaline baking soda and reveal the words.

**SAY** “In that activity, the grape juice revealed the hidden messages. Spies often use code words and other hidden ways to communicate so they don’t get caught. When the Israelites went to Jericho, Joshua sent to scout out the land. Today, we will learn who helped the spies avoid getting caught.”

#### ☐ OPTION 2: RED HOT POTATO



Invite the kids to form a circle. If you group is large, form multiple circles. The larger the circle, the more challenging the game will be. Give a ball to one player in the circle. Kids should toss the ball around like a hot potato as they name items that are red. If a player repeats an item or takes more than five seconds to respond, she is out. Continue playing until one winner is left.

**SAY** “In today’s game, you needed to think of things that are red. In today’s story, we will learn that Rahab used something red to keep her family safe. She tied a red rope outside of her window. Soon, we’ll hear why.”

Transition from **WELCOME** to **LEARN**







## THE STORY OF THE GOSPEL

# INTRODUCE the Bible Story

### 1 INTRODUCE THE SESSION (3 minutes)

Show the countdown video as you transition to introduce the Bible story. Set it to end as the session begins.

**SAY** “Hey everyone! It is good to see you here. Did any of you bring a Bible from home? [Allow responses and distribute Bibles to any kids who need one.] The Bible tells us what is true about God and ourselves. We study it to learn the things God wants us to know so that we can have a relationship with Him through Jesus. Today our story involves a large army marching in silence.

It may be strange to think about what it would look like to see soldiers marching in silence. Typically when you think of soldiers marching or doing drills, there’s noise all around. The shout of commands, and other sounds fill the air. In today’s Bible story, when God defeated Jericho, God commanded the Israelites to march in silence for six days. On the seventh day, they were to let out a shout. Can you imagine what some of the people may have been thinking by days four or five?”

### 2 BIG PICTURE QUESTION (1 minute)

**SAY** “As you will see, all that marching was leading up to a miracle. That brings us to our new big picture question: **What is a miracle? A miracle is something God does that usually cannot be done so that we can know He is all-powerful.**

God has all power; He can do all things according to His character. When we think of God’s miracles, it will be helpful to know this truth. Throughout the Bible, God displayed His great power by doing things that usually cannot be done. Every time God performed a miracle, people knew who deserved the praise. Only God can perform such wonderful acts!

In today’s Bible story, we will see another example of a miracle. God defeated Jericho after He told Joshua how to conquer the city. Everyone heard about the miracle and knew that the Lord, the God of Israel, had done something wonderful.”

### 3 REVIEW THE TIMELINE (1 minute)

Show the giant timeline. Point to individual Bible stories as you review.

**SAY** “When God created the world, everything was perfect. Sadly, things didn’t stay perfect because Adam and Eve chose to disobey God. Sin entered the world, but all along, God had a plan to send a Rescuer. God chose Abraham and gave him a large family. Eventually, this new nation lived as slaves in Egypt. God rescued them and led them toward the promised land. When they refused to trust Him, He made them wander the wilderness for 40 years. Moses died, so who was the Israelites’ new leader? (Joshua) The time came for the Israelites to conquer the land. Let’s see how that happened.”





## THE STORY OF THE GOSPEL

### LEARN the Bible Story

#### 1 TELL THE BIBLE STORY: VIDEO OR STORYTELLER (10 minutes)

Open your Bible to Joshua 2; 6. Use the Bible storytelling tips to help you tell the story, or show the Bible story video “God Defeated Jericho.” Use the bold text to retell or review the story.

#### GOD DEFEATED JERICHO

“**The Israelites finally arrived at the promised land of Canaan (KAY nuhn), but there was one problem: other people were living there. God’s people couldn’t just walk in and set up their tents; They had to go to battle against their enemies, and they had to win.**

**Joshua sent two spies into the city of Jericho to see what it was like. The spies stayed at the house of a woman named Rahab (RAY hab). Rahab had heard about God and believed in Him.** She wanted to help His people. **When the king of Jericho was looking for the spies, she hid the men on her roof.**

When it was safe for the spies to leave, **Rahab said, “Please be kind to my family since I have been kind to you. When you attack Jericho, please don’t kill us.” So the spies promised to keep Rahab and her family safe.** Rahab tied a bright red rope in her window so the Israelites would know where she lived.

When the Israelites arrived, **the people of Jericho hid behind the city’s strong walls. God told Joshua how to conquer the city. Joshua would lead the people to march around the city one time every day for six days. On the seventh day, they would march around the city seven times, and the priests would blow their trumpets. All the people would shout, and the walls of Jericho would fall down.** Then the Israelites could go into the city and take over.

So Joshua commanded the people to march around the city one time. The priests blew the trumpets, but not one of the Israelites spoke or made a sound. Then they returned to their camp. They did this every day for six days.

On the seventh day, the Israelites got up early and marched around the city seven times. On the seventh time when the priests blew their trumpets, Joshua said, “Shout, for the LORD has given you the city!” So the people shouted, and **the wall fell down flat. The Israelites went into the city and captured it. They kept Rahab and her family safe because she had helped the spies.** Rahab and her family lived with the Israelites from then on. God was with Joshua, and everyone in the land knew of Joshua and what he had done.

Christ Connection: By faith, Rahab believed God would win the battle. When the Israelites attacked Jericho, Rahab and her family received mercy and became part of God’s people. Jesus has won against sin and death. Everyone who trusts in Jesus receives mercy and becomes part of God’s family forever.”

#### STORYTELLING TIPS

**Adjust your volume:** During certain parts of telling the Bible story for dramatic effect, lower your voice to a whisper during the times Israel had to be silent and loudly raise your voice when Israel had to shout.

**Move about the room:** While telling the story, move to different parts of the room and invite the kids to follow you as if you are on a march just like Israel.



## THE STORY OF THE GOSPEL

### 2 REVIEW THE BIBLE STORY

**SAY** “ When the Israelites came to the city of Jericho, they found it was surrounded by a huge wall—the kind of huge wall that they couldn’t overtake on their own. Joshua sent two spies to scout out the city, but if they found any weaknesses in Jericho’s defenses, it didn’t seem to matter for God’s plan. God was planning to give them a miraculous victory. Rahab, the woman who helped the spies, had heard of the one true God and believed that He would give His people victory one way or another, so Rahab trusted in God for salvation.

Sure enough, God caused the walls around Jericho to collapse, and the Israelites defeated the city. God showed Rahab mercy, and she became a part of God’s people. Through the whole situation, God received glory. Everyone knew that the Israelites couldn’t cause Jericho’s wall to collapse by marching or shouting. This was something only God could do. It was a miracle!

Say our big picture question and answer with me: **What is a miracle? A miracle is something God does that usually cannot be done so that we can know He is all-powerful.**

This miracle points us to an even greater miracle. People are unable to defeat sin and darkness by their own power. The power of sin and darkness can only be broken by Jesus, the Son of God. When we put our faith in Jesus, God gives us power to obey Him through His Holy Spirit. Through Jesus, God gives believers victory over sin and death. This is a miracle! Jesus’ life, death, and resurrection put God’s power on display and made the way for sinners to be forgiven and made righteous. Everyone who follows Jesus can tell others about Him. ”

### 3 CHRIST CONNECTION

**SAY** “ By faith, Rahab believed God would win the battle. When the Israelites attacked Jericho, Rahab and her family received mercy and became part of God’s people. Rahab was saved when she put her faith in God. He was her only hope for salvation against Jericho’s coming destruction. Sin always leads to death and destruction for everyone who doesn’t have faith in God for salvation. Faith in Christ is our only hope. Jesus has won against sin and death. Everyone who trusts in Jesus receives mercy and becomes part of God’s family forever. ”

(Tip: Use Scripture and the Gospel Plan Poster to explain how to become a Christian. Make sure kids know when and where they can ask questions.)

### 4 QUESTIONS FROM KIDS (3 minutes)

Show the “Unit 8, Session 1” questions from kids video. Prompt kids to discuss:

1. Will God always give you what you ask Him for?
2. Why can we trust God even if He doesn’t answer our prayers how we want Him to?



## THE STORY OF THE GOSPEL

### 5 MISSIONS MOMENT (3 minutes)

**SAY** “What challenges do you think the Israelites faced as they moved into the promised land? Do you think they were able to find the foods they were used to eating in Egypt when they got to Jericho? Missionaries go to all kinds of places and sometimes encounter new foods. Sometimes they find familiar foods.”

Point out Italy on a world map.

**SAY** “What kind of food do you think people eat in Italy? (pizza, pasta, pastries, bread, and so forth) In Italy, the Worthys eat some of the best pizza and pasta in the world. People in Italy need Jesus just like people in other countries.”

Play the missions video.

**SAY** “Shannon Worthy talked about an important thing that her family does in Italy: they make friends! Why do you think that being friends with people might make it easier to tell them about Jesus? Because friends understand you care about them, and they may listen more closely than a stranger would to the good news you share.”

Ask a volunteer to pray for the Worthy family.

### 6 KEY PASSAGE ACTIVITY (5 minutes)

Show the key passage poster. Lead kids in reading aloud Psalm 77:14 together.

**SAY** “The Bible tells us over and over again about the wondrous works of God. He miraculously defeated Jericho when the Israelites marched around its walls. Our new key passage will remind us of this truth.”

Toss a ball to one kid. He will say the first word of the verse before tossing the ball to someone else. Kids should continue saying the key passage in this way until they say the entire passage at least once and each kid has had a chance to say a word.

Lead kids to sing “The God Who Works Wonders (Psalm 77:14).” You may also choose to sing a worship song of your choice.

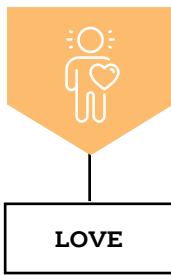
### 7 PRAY (2 minutes)

Invite kids to pray before transitioning to Love.

**SAY** “God, we are in awe of Your wonders and miraculous works. Only You have the power to do the impossible! Thank You for the miracle of salvation. We praise You. Please help us to trust in You and You alone. Amen.”

Transition from **LEARN** to **LOVE**





THE GOD OF THE GOSPEL

## LOVE God by Applying the Story

### 1 REVIEW & BIBLE SKILLS (5 minutes)

Distribute Bibles. Guide boys and girls to open their Bibles to Joshua 2; 6. Explain that the table of contents can help you find a book in the Bible. The Book of Joshua was written by Joshua, who led the Israelites after Moses died. Joshua is the first book of the Old Testament History division.

Choose a volunteer to read aloud Joshua 2:1-2. If there are no strong readers in your group, ask the kids to follow along as you read the verses aloud. Consider pointing out the location of Jericho (H6) on the Old Testament Kingdoms Map.

**SAY** “Jericho was a city surrounded by strong walls. The people of Israel could not have defeated Jericho on their own, so God worked a miracle to give them victory. Through His miracle—destroying Jericho’s wall—God showed that He is all-powerful. God also showed His great mercy by saving Rahab and her family.

Rahab had heard of God and believed that He would always be victorious, so she trusted Him and helped His people. In addition to saving Rahab from the destruction of Jericho, God welcomed her family into His chosen people and even made her a part of His plan to bring the Savior He had promised. In many ways, Rahab’s story reminds us of what happens when we trust in Jesus. Everyone who has faith in Jesus is saved from sin, forgiven, and adopted into God’s family.”

### 2 GROUP DISCUSSION (10 minutes)

Ask the following questions. Lead the group to discuss.

| **SAY** “Do you think God’s battle plan seemed strange to Joshua?”

Point out that Joshua saw God’s miracles in the wilderness. Joshua knew that God uses impossible circumstances to bring about His purposes. God’s plans are perfect. We can trust Him even if we don’t understand His plans.

| **SAY** “What did Rahab risk when she chose to save the two spies? Was it worth it?”

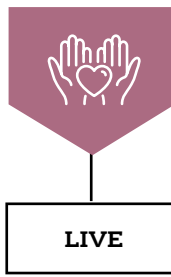
Remind kids that Jericho was Israel’s enemy. Rahab may have been considered a traitor to her people if she was found to have helped Israel. Helping Israel came at great risk to not only her life, but to Rahab’s family as well. But her faith was rewarded. Not only did Rahab get to join God’s chosen people but also the Bible tells us that Rahab played a role in God’s plan to save sinners.

| **SAY** “How did Jericho’s defeat show God’s power and mercy?”

Emphasize that God defeated Jericho in a way no one else could have. Word spread to the Israelites’ enemies that God was mighty. Rahab had faith in God, and He made her a part of His people. God graciously allowed her life to be spared.

Transition from **LOVE** to **LIVE**





## THE MISSION OF THE GOSPEL

### **LIVE** the Mission

#### **1 ACTIVITY CHOICE** (10 minutes)

##### ☐ **OPTION 1: THE PERFECT PIZZA**



Provide each kid with a copy of the “Build Your Own Slice” printable, and access to crayons, scissors, and glue or tape. Lead them to color their pizza slices and cut out the toppings to glue to their pizza slices. Ask the kids to think about some of the places where they make friends.

**SAY** “Rahab trusted God and helped the Israelites. She was welcomed into the nation of Israel. The Worthys talked about how important it is to welcome people into your life—to build relationships and share Jesus with others. What are some ways that the Worthys make friends? [Allow responses.] It all sounds like a lot of fun!”

Challenge kids to tell their friends about Jesus this week.

##### ☐ **OPTION 2: “I SPY” BUILD**



Form two teams of kids. Select a volunteer from a team to secretly select something in the room. He will then say, “I spy with my little eye something \_\_\_\_\_,” filling in the blank with a single descriptor of the object they selected, such as its color, shape, or texture.

The first person to call out the correct answer will stack a wooden block to for her team. She will become the new spy and play will continue. After two minutes, the team with the tallest wooden wall wins. If time allows, rearrange teams, deconstruct the walls, and play again.

**SAY** “Jericho’s walls were big and strong. When they fell, it was clear that God did a miracle! **What is a miracle? A miracle is something God does that usually cannot be done so that we can know He is all-powerful.** We can be a part of a greater miracle. Jesus lived a perfect life, died in our place, and miraculously rose from the dead. Anyone who has faith in Him will be saved and given new life. The Holy Spirit helps us live for God, sharing the gospel so more will be saved.”

#### **2 REFLECTION AND PRAYER** (5 minutes)

Distribute a sheet of paper and pencil to each kid. Ask the kids to write about or draw a picture to answer the following questions:

- What does this story teach me about God or the gospel?
- What does this story teach me about myself?
- Who can I tell about this story?

Be sure to send the sheets home with the kids along with the activity pages so parents can continue to discuss the Bible story with their kids. If time remains, take prayer requests or allow kids to complete the Bible story coloring page. Pray for your group.





UNIT 8 | SESSION 2

# GOD GAVE THE PEOPLE THE LAND

JOSHUA 7–11

## KEY PASSAGE:

Psalm 77:14

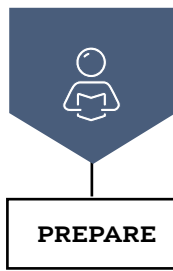
## BIG PICTURE QUESTION:

What is a miracle? A miracle is something God does that usually cannot be done so that we can know He is all-powerful.

## CHRIST CONNECTION:

Joshua's name means "The LORD is salvation." God fought for Joshua and the Israelites, saving them and giving them victory over their enemies. Sinners can look to God for victory over sin and death.





## PRIOR TO TEACHING THE SESSION



### PREPARE

PREPARE YOUR HEART  
TO TEACH; PLAN  
THE SESSION



### WELCOME

GREET KIDS  
and OPEN  
THE SESSION



### LEARN

TEACH KIDS  
THE STORY  
OF THE GOSPEL



### LOVE

LEAD KIDS TO  
LOVE THE GOD  
OF THE GOSPEL



### LIVE

LEAD KIDS TO  
LIVE OUT THE MISSION  
OF THE GOSPEL

## LEADER Bible Study

In today's story, we see that God fights for His people and gives them peace and rest. We live in a world filled with conflict and pain. We desperately want peace. The reality is that true peace doesn't come from any amount of solitude or self-confidence; we need true peace that comes from being forgiven. Peace comes as we trust in the finished work of Jesus. His forgiveness, not our own effort, brings us lasting peace.

Read the words of the apostle Paul in Ephesians 2:12-14. In a world of conflict, Christ is our hope. In a world filled with division, He is our peace. This peace and hope Paul speaks of are available to us when we place our trust in Christ alone for our salvation. This is a continual, daily dying to self so that we may live in Christ.

What is so interesting about the section of Scripture your kids will be learning about today is that it shows us that we humans have not changed and God has not changed. Israel obeyed God at Jericho, and God fought for His people. They enjoyed good success.

Next, they went up against a smaller city and relied on their own strength rather than seeking God's strength. They disobeyed and took things devoted to God and fought a battle at Ai without consulting God and His

plan. Their lives were filled with disunity. Sin is the reason our world is in disunity. The lie we believe is that sin is personal and doesn't affect anyone else. Sin is the rejection of God Himself and the placing of our trust in things He has made. The sin of one Israelite—Achan—affected him, his family, and the whole nation.

Joshua's response was right. He humbled himself, appealed to God's covenant-keeping power, and responded with obedience when God spoke to him.

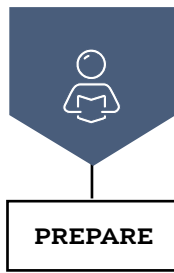
When we sin, we must recognize the damage that it creates in our lives and in the world. Our response must not be to cover it up but to run to Christ because He is our hope, our life, and our peace.

Dwell on these words from theologian Charles Spurgeon: "My faith rests not upon what I am or shall be or feel or know, but in what Christ is, in what He has done, and in what He is now doing for me. Hallelujah!"

### PEOPLE TO KNOW

#### Enemies Israel battled:

- Philistines (1 Sam. 17)
- Jerichoans (Josh. 6)
- Five kings (Josh. 10)
- Canaanites (Judg. 4)
- Midianites (Judg. 7)
- Babylonians (2 Kings 25)



PRIOR TO TEACHING THE SESSION

## GATHER Supplies

Keep a regular supply of the following items available at all times: Bibles, pens or pencils, markers, crayons, colored pencils, scissors, glue or tape, paper.



### WELCOME

#### Activity Page

- ☐ "A Long Day" activity page

#### Session Starter (Option 1)

- ☐ clear contact plastic
- ☐ tissue paper



### LEARN

#### Introduce the Session

- ☐ countdown video

#### Big Picture Question

- ☐ Big Picture Question Poster

#### Review the Timeline

- ☐ Giant Timeline

#### Tell the Bible Story

- ☐ "God Gave the People the Land" video
- ☐ Bible Story Picture Poster

#### Questions from Kids

- ☐ "Unit 8, Session 2" questions from kids video

#### Missions Moment

- ☐ "Worthy Family Poster" printable

#### Key Passage Activity

- ☐ Key Passage Poster
- ☐ "The God Who Works Wonders (Psalm 77:14)" song
- ☐ worship song of your choice (optional)



### LOVE

#### Discussion & Bible Skills

- ☐ Small Group Timeline and Map Set (optional)



### LIVE

#### Activity Choice (Option 1)

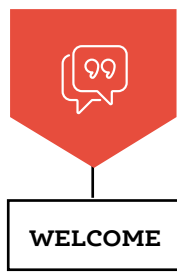
- ☐ raw spaghetti noodles
- ☐ marshmallows

#### Activity Choice (Option 2)

- ☐ table tennis balls, 5

#### Reflection and Prayer

- ☐ Bible Story Coloring Page (optional)



## WELCOME Kids

Greet each kid as he or she arrives. Use this time to collect the offering, fill out attendance sheets, build relationships, and help new kids connect to your group.

**SAY** “Have you ever run out of time when working on a task or assignment? In today’s Bible story, something like that happened to the Israelites. They began to run out of daylight before finishing an important battle. What do you think they did?”

### 1 ACTIVITY PAGE (5 minutes)

Invite kids to complete “A Long Day” on the activity page.

**SAY** “This activity led you through your daily routine. At the end of a long day, you may want to sleep. Today, we will learn about a time Joshua wanted a long, hard day to last just a little longer.”

### 2 SESSION STARTER (10 minutes)

#### ☐ OPTION 1: CATCH THE SUN

Tear various sizes of tissue paper. Cut two identical pieces of clear contact plastic. These should be about the size of a regular sheet of printer paper. Remove the backing from one contact plastic sheet, revealing the sticky side. Lay the contact plastic sticky side-up on a flat surface. If needed, put tape under the four corners of the contact plastic to keep it flat and taut. Invite kids to stick tissue paper onto the contact plastic to cover it. Pieces may overlap. Peel the second sheet of contact plastic and place it over the first one, sticky side-down. Press firmly to seal. Invite kids to use the scissors to cut various shapes from the page. Consider adhering the shapes to a window to watch the sun shine through.

**SAY** “During today’s Bible story, you’ll hear about a time when the sun stood still. This was a miracle—something God does that usually cannot be done so that we can know He is all-powerful.”

#### ☐ OPTION 2: “SAVE US” FREEZE TAG

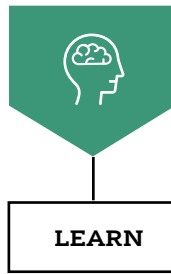


Select a kid to be It. She will chase other kids to tag them. When tagged, players must freeze and call out, “Help us! Save us!” Other players may unfreeze them by tagging frozen players and saying, “The Lord fights for Israel!” Continue play as time allows.

**SAY** “To be unfrozen, you needed help! During today’s Bible story, we will learn that the Gibeonites needed help from the Israelites. How do you think God’s people responded?”

Transition from **WELCOME** to **LEARN**





## THE STORY OF THE GOSPEL

# INTRODUCE the Bible Story

### 1 INTRODUCE THE SESSION (3 minutes)

Show the countdown video as you transition to introduce the Bible story. Set it to end as the session begins.

**SAY** “ Hey, friends! I’m so thankful you are here today. Here in [ministry name] we study the Bible, God’s Word. Did any of you bring your Bible? [Allow responses and distribute Bibles to any kids who need one.] We study the Bible to learn the big story God is telling about His Son, Jesus, who came to rescue us from sin. Today, we will hear about a time God’s people were very close to conquering all the land God had promised them.

Have you ever heard the phrase, ‘It’s so close, I can taste it’? When I think of this saying, I picture my mouth watering at the smell of some delicious dessert that is just a short distance away. Though it may not be in my view yet, I know it’s there. This might have been what it was like for the Israelites as they defeated enemies in the promised land. They had defeated Jericho and Ai and were so close to fully experiencing God’s good promise to give the people the land. This is where today’s Bible story begins. ”

### 2 BIG PICTURE QUESTION (1 minute)

**SAY** “ The Israelites had a few more battles to fight, but one was against five different kings and their armies. If you think that would take a miracle to win, you are correct! **What is a miracle? A miracle is something God does that usually cannot be done so that we can know He is all-powerful.** There are no limits to what God can do. When God performs miracles, His full power is on display. You may be wondering why this is important. In life, there will be times in which you feel powerless. You might face a situation that seems impossible. But looking at the Bible’s record of God’s miracles can give you courage to trust that He is the same all-powerful God today that He was back then. There is no one like our God! We can go to Him with every need and trust that He cares. He has all power. He is able to turn things around for us, just as He did for Israel. ”

### 3 REVIEW THE TIMELINE (1 minute)

Show the giant timeline. Point to individual Bible stories as you review.

**SAY** “ Last week, we learned that spies were sent to scout out Jericho. By faith, a woman named Rahab believed God would win the battle. She agreed to help the spies and God was gracious to her and promised to save her from the destruction of the city. Then, after seven days of marching, the walls miraculously fell down—God defeated Jericho! Today’s story will show us another time God miraculously gave His people victory. ”



## THE STORY OF THE GOSPEL

### LEARN the Bible Story

#### 1 TELL THE BIBLE STORY: VIDEO OR STORYTELLER (10 minutes)

Open your Bible to Joshua 7–11. Use the Bible storytelling tips to help you tell the story, or show the Bible story video “God Gave the People the Land.” Use the bold text to retell or review the story.

#### GOD GAVE THE PEOPLE THE LAND

“God was with His people when they entered the promised land. Joshua and the Israelites defeated the cities of Jericho and Ai (AY igh). They made peace with the people of Gibeon (GIB ih uhn).

Then one day, a king called to four other kings. These kings did not love God or worship Him, but they had heard about God’s people and they were afraid. The first king said, “Gibeon made peace with Joshua and the Israelites. Help me attack Gibeon.” So the five kings joined forces and went up with all their armies to fight against Gibeon.

Soon the men of Gibeon sent a message to Joshua: “Help us! Save us! All the kings in this land are fighting against us!”

So Joshua and his whole army went to help Gibeon. The Lord said to Joshua, “Do not be afraid of the kings, for I have handed them over to you. Not one of them will be able to stand against you.”

Joshua and his army marched all night and surprised the five kings’ armies. As the Israelites fought, God confused the kings’ armies and helped Israel defeat their enemies. The five kings’ armies fled, but God sent hail to stop them.

The battle wasn’t over yet. Joshua needed more time to fight before the sun went down. So Joshua prayed to God, “Sun, stand still over Gibeon, and moon, over the valley.” The sun stood still and the moon stopped for almost a full day. Israel and Gibeon defeated the five kings.

As the Israelites traveled in the promised land, they took over many other cities. God fought for His people and helped them conquer the land God had promised to Abraham, Isaac, and Jacob. Then for many years, God gave the Israelites peace and rest from their enemies.

Christ Connection: Joshua’s name means “The LORD is salvation.” God fought for Joshua and the Israelites, saving them and giving them victory over their enemies. Sinners can look to God for victory over sin and death. God brought us salvation by sending His Son, Jesus, to die on the cross and rise again. ”

#### STORYTELLING TIPS

**Reenact the story:** Tell today’s Bible story using the kids to reenact the scenes. Select five kings and assign several kids to be in their armies. The rest of the kids can represent Joshua, the Israelites, and the Gibeonites.

**Turn off the lights** Joshua and the people surprised the five kings by marching at night. Turn a few of the lights off while the kids act out the Bible story. Make sure there is enough light so everyone stays safe.



## THE STORY OF THE GOSPEL

### 2 REVIEW THE BIBLE STORY

**SAY** “ Do you remember all the way back in Genesis, when God promised Abraham a large family and land of their own? God kept His promises to Abraham. Israel was already a large nation, and now He had given the Israelites the promised land.

It is important for us to remember that the Israelites did not earn the land. God did not give them miraculous victories because of how good and holy they were. God keeps His promises because He is good and holy; He is always faithful. God does incredible, wonderful things to provide for His people, even stopping the sun to extend the day. No one else can command the sun and moon and then they obey. God rules over His creation and it must obey Him. We are also a part of God’s creation, but we are broken by sin and resist obeying God. That’s why we needed a Rescuer.

God promised to send a Rescuer, Jesus, to fulfill the promise to bless the whole world through Abraham’s family. Jesus lived a perfect life and died on the cross in our place. On the third day, He rose again—a true miracle. **What is a miracle? A miracle is something God does that usually cannot be done so that we can know He is all-powerful.** Believers who trust in Jesus are blessed and become a part of God’s family. Through Jesus, God gives us miraculous victory over sin and death. ”

### 3 CHRIST CONNECTION

**SAY** “ Joshua’s name means ‘The LORD is salvation.’ God fought for Joshua and the Israelites, saving them and giving them victory over their enemies. When they were attacked, the Gibeonites cried out to Joshua, ‘Help us! Save us!’ Sinners need salvation as well. Sinners can look to God for victory over sin and death. Sinners can cry out to Jesus, ‘Help us! Save us!’ God brought us salvation by sending His Son, Jesus, to die on the cross and rise again. He fought against sin and death and won. Jesus is the only way to salvation. ”

(Tip: Use Scripture and the Gospel Plan Poster to explain how to become a Christian. Make sure kids know when and where they can ask questions.)

### 4 QUESTIONS FROM KIDS (3 minutes)

Show the “Unit 8, Session 2” questions from kids video. Prompt kids to discuss:

1. What should you do if you feel jealous of a friend?
2. What has God given you that you can be thankful for?

### 5 MISSIONS MOMENT (3 minutes)

Show the poster and ask the kids to share what they remember about the Worthy family. Ask a volunteer to find Italy on a map.

**SAY** “ Joshua prayed to God, asking for more daylight to fight Israel’s enemies. Do you think it could be a good thing for people to see you and your family praying before a meal? How might that help you share the gospel with them? (They could see that we love Jesus. They might feel they could





## THE STORY OF THE GOSPEL

ask us questions about Jesus.) One day, when the Worthys prayed over a meal in a restaurant, a worker asked them if they believe in Jesus. Prayer is powerful. In this case, prayer led to a new friendship and a conversation about Jesus. ”

Pray and ask God to give the kids opportunities to talk to others about Jesus this week.

### 6 KEY PASSAGE ACTIVITY (5 minutes)

Show the key passage poster. Lead kids in reading aloud Psalm 77:14 together.

**SAY** “ God revealed His strength when he defeated the five kings. He fought for His people by miraculously causing the sun to stand still. Our God is wonderful! ”

Write each word of the key passage on a separate sticky note. Prepare enough sets of sticky notes for each team of four or five kids. Mix up the sets of sticky notes and place them on a table. Players on each team will take turns racing to find the first word of the key passage and return it to their teams. The first team to complete the key passage and recite the key passage in unison wins.

Lead kids to sing “The God Who Works Wonders (Psalm 77:14).” You may also choose to sing a worship song of your choice.

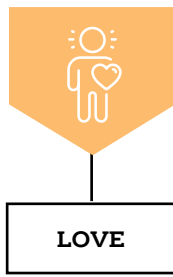
### 7 PRAY (2 minutes)

Invite kids to pray before transitioning to Love.

**SAY** “ Thank You God for Your miracles. They show us Your power and strength. There is no one like You! Help us to look to You for all that we need. We love You. Amen. ”

Transition from **LEARN** to **LOVE**





## THE GOD OF THE GOSPEL

### LOVE God by Applying the Story

#### 1 REVIEW & BIBLE SKILLS (5 minutes)

Distribute Bibles. Guide boys and girls to open their Bibles to Joshua 7-11. Explain that this week's Bible story is a fulfillment of God's promise to Abraham in Genesis. Tell the kids they can find God's promise to Abraham by going to Genesis 15:18. Explain that Genesis is the first book of the Bible. Ask a kid to explain which divisions Genesis and Joshua are in. (Law; Old Testament History)

Choose a volunteer to read aloud Joshua 11:23. If there are no strong readers in your group, ask the kids to follow along as you read the verses aloud. Explain that Gibeon would have been a bit northwest of Jerusalem. Consider pointing out the location of Jerusalem (H5) on the Old Testament Kingdoms Map.

**SAY** God kept His promises to Abraham, Isaac, and Jacob. He made the people of Israel into a great nation. God kept His promises to Moses and all the people. God delivered the Israelites from Egyptian captivity. God provided for the people in the wilderness. After this, God gave the people the land. God performed many miracles while keeping all these promises. **What is a miracle? A miracle is something God does that usually cannot be done so that we can know He is all-powerful.** After they fought their enemies, God gave the people rest from war. All the nations heard of God's great power through these miracles. He deserves our honor and worship. No one is like God!

#### 2 GROUP DISCUSSION (10 minutes)

Ask the following questions. Lead the group to discuss.

**SAY** Why is it important to know God's promises?

Lead kids to discuss how knowing God's promises makes it easier to trust Him. When we know God's promises, we can remember them in times of trouble. The Israelites knew what God promised Abraham and remembering the promised helped them endure. When Israel faced the five kings, God told Joshua He would give him victory over the kings. Knowing God's promises helps trust Him in times of fear.

**SAY** Why did God make the sun stand still in the sky?

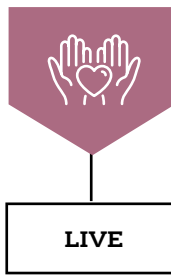
Help kids recall that God showed His power over all things. God often used miracles to help His people learn to trust Him. The Israelites needed help defeating their enemies. God is all powerful and defeated the five kings for His people.

**SAY** How has God fought for us to give us miraculous victory?

Remind the kids that we are all born dead in sin. We cannot save ourselves, and our hearts are broken so that we do not love God or want to obey Him. Jesus' perfect life, sacrificial death, and miraculous resurrection won the battle against sin and death. Everyone who trusts in Jesus shares in His victory.

Transition from **LOVE** to **LIVE**





## THE MISSION OF THE GOSPEL

### **LIVE** the Mission

#### **1 ACTIVITY CHOICE** (10 minutes)

##### ☐ **OPTION 1: PISA PASTA**



Group the kids into teams. Give each team raw spaghetti noodles and marshmallows. Remind the kids of the Tower of Pisa in Italy that the Worthy kids showed them.

**SAY** “ There are more than 70 types of pasta in Italy. Most Americans are familiar with spaghetti. You are going to make your own tower, using nothing but spaghetti and marshmallows. It’s OK if your tower leans like the Tower of Pisa, but if it falls you have to start again. The team that builds the tallest tower wins. ”

Show the kids how to poke the ends of the spaghetti noodles into the marshmallows to construct a tower. When the kids have finished their towers, ask each team to share a fact they remember about the Worthys or Italy.

##### ☐ **OPTION 2: WAR BALL**



Using masking tape to divide the room in half. Form two teams of kids. Instruct the teams to stand on opposite sides of the room. Place five table tennis balls or paper wads in the center of the room.

At your signal, players on each team will try to throw the lightweight balls to hit the opposing team. Players who are hit must freeze in place. Players may not cross the center line. Other teammates may use frozen players for cover. The last team with unfrozen players wins.

**SAY** “ In that game, getting hit by a ball meant you had to freeze in place and hope the rest of your team could win the game for you. That reminds me of the Israelites conquering the promised land. Although the Israelites did fight battles, it was God who gave them miraculous victories. All they had to do was trust Him. God gave His people the land and a time of peace. ”

#### **2 REFLECTION AND PRAYER** (5 minutes)

Distribute a sheet of paper and pencil to each kid. Ask the kids to write about or draw a picture to answer the following questions:

- What does this story teach me about God or the gospel?
- What does this story teach me about myself?
- Who can I tell about this story?

Be sure to send the sheets home with the kids along with the activity pages so parents can continue to discuss the Bible story with their kids. If time remains, take prayer requests or allow kids to complete the Bible story coloring page. Pray for your group.



UNIT 8 | SESSION 3

## JOSHUA CHALLENGED THE PEOPLE

JOSHUA 23–24

### KEY PASSAGE:

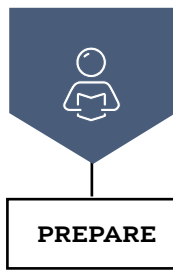
Psalm 77:14

### BIG PICTURE QUESTION:

What is a miracle? A miracle is something God does that usually cannot be done so that we can know He is all-powerful.

### CHRIST CONNECTION:

As Joshua prepared for his own death, he left behind a legacy of obedience to God. After Jesus' death and resurrection, He appeared to the disciples and left them with a legacy: to obey Him by making disciples of all nations.



## PRIOR TO TEACHING THE SESSION



## LEADER Bible Study

Joshua was getting along in years, so he gathered the people at the place where God had made a promise to Abraham. (See Gen. 12:6-7.) Joshua wanted the people to remember and to live based on what they knew to be true about God: God can be trusted. He is good, and He is faithful.

Joshua issued a challenge: “Be very strong and continue obeying all that is written in the book of the law of Moses.” Reading, studying, and obeying God’s Word is a mark of belief in God. Joshua reminded the people that they were successful over their enemies because of their obedience to God. Joshua also gave the Israelites a warning. Just as all the good things God promised had been fulfilled, so would all the bad things He promised if the Israelites disobeyed Him.

Further, Joshua reminded the leaders of their nations’ history—from the birth of Isaac to Israel’s escape from Egypt. Over and over, God had demonstrated His power and goodness to the Israelites. Their ancestors had repeatedly turned from God to worship the false gods of other nations. Joshua said, “Choose for yourselves today: Which will you worship ... As for me and my family, we will worship the LORD” (Josh. 24:15).

The Israelites had a choice: Continue to worship God or choose to serve other

gods. In response to God’s faithfulness to His promises, the Israelites renewed their covenant to be faithful to the Lord.

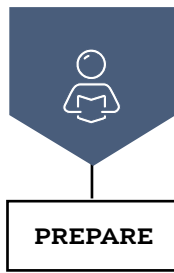
As you share the story of Joshua’s legacy with kids, point them to a greater legacy found in Jesus Christ. Jesus gave a similar type of farewell speech at the Last Supper, exhorting His disciples to not only love God but love one another. After His resurrection, Jesus sent His disciples out to tell the nations about Him. Jesus calls all people who trust in Him to tell others about Him.

### BOOK OF JOSHUA

**Joshua 1:1–5:12:**  
Preparing the people

**Joshua 5:13–12:24:**  
Conquest of the land

**Joshua 13:1–24:33:**  
Allotment of the land and worshipping God



PRIOR TO TEACHING THE SESSION

## GATHER Supplies

Keep a regular supply of the following items available at all times: Bibles, pens or pencils, markers, crayons, colored pencils, scissors, glue or tape, paper.



### WELCOME

#### Activity Page

- ☐ “A Different Kind of Challenge” activity page

#### Session Starter (Option 1)

- ☐ dry erase marker
- ☐ dry erase board
- ☐ dry eraser
- ☐ blindfold

#### Session Starter (Option 2)

- ☐ poster board
- ☐ glitter or other craft supplies (optional)



### LEARN

#### Introduce the Session

- ☐ countdown video

#### Big Picture Question

- ☐ Big Picture Question Poster

#### Review the Timeline

- ☐ Giant Timeline

#### Tell the Bible Story

- ☐ “Joshua Challenged the People” video
- ☐ Bible Story Picture Poster

#### Questions from Kids

- ☐ “Unit 8, Session 3” questions from kids video

#### Missions Moment

- ☐ “He Is Worthy” missions video

#### Key Passage Activity

- ☐ Key Passage Poster
- ☐ “The God Who Works Wonders (Psalm 77:14)” song
- ☐ worship song of your choice (optional)
- ☐ small ball



### LOVE

#### Discussion & Bible Skills

- ☐ Small Group Timeline and Map Set (optional)



### LIVE

#### Activity Choice (Option 1)

- ☐ large sheet of paper

#### Activity Choice (Option 2)

- ☐ Big Picture Question Poster
- ☐ baseball bats, 1 per team

#### Reflection and Prayer

- ☐ Bible Story Coloring Page (optional)





## WELCOME Kids

Greet each kid as he or she arrives. Use this time to collect the offering, fill out attendance sheets, build relationships, and help new kids connect to your group.

**SAY** “ Did you face any challenges this week? Did anything get in the way of what you wanted to do? What happened? When we face challenges, we might work through them or run the other way! In today’s story, we’ll see what the Israelites did when Joshua gave them a challenge. ”

### 1 ACTIVITY PAGE (5 minutes)

Invite kids to complete “A Different Kind of Challenge” on the activity page.

**SAY** “ The challenge in that activity was to find all the differences between the pictures. Today, we will learn about a different kind of challenge Joshua set before the Israelites. ”

### 2 SESSION STARTER (10 minutes)

#### ☐ OPTION 1: THE BLINDFOLD CHALLENGE

Invite a kid to draw an animal of her choosing on a dry erase board. First, blindfold the volunteer. As she draws, the rest of the group will have one minute to guess the animal. Whoever guesses the animal first will take the next turn drawing an animal while blindfolded.

**SAY** “ Drawing an animal while blindfolded was challenging! But that didn’t stop you from trying to get the group to guess correctly. Today we will learn about the time Joshua challenged the Israelites to do something incredibly difficult. What do you think he challenged them to do? ”

#### ☐ OPTION 2: FOLLOW THE RULES



Invite the kids to work together to create a set of rules the kids will be expected to obey this week. Encourage the kids to be creative yet practical. Direct them to think about ways God has invited us to honor Him in the way we treat others. Ask the kids to decorate posters to display these rules on a focal wall. Then review the rules all together. If the rules are very good, consider keeping them longer than just this week.

**SAY** “ Those rules are a good reminder for how we should treat one other. They show us how God wants us to act toward one another. Before Joshua died, he reminded the people of God’s kindness toward them. Joshua challenged them to not forget what God had done. Do you think the Israelites accepted the challenge? Let’s find out! ”

Transition from **WELCOME** to **LEARN**





## THE STORY OF THE GOSPEL

# INTRODUCE the Bible Story

### 1 INTRODUCE THE SESSION (3 minutes)

Show the countdown video as you transition to introduce the Bible story. Set it to end as the session begins.

**SAY** “Welcome back, everyone! I hope you are ready to study God’s Word more today. Raise your hand if you brought your Bible today. [Allow responses and distribute Bibles to any kids who need one.] I have a question for you: How do you decide if you are going to do something or not?

You might think about whether doing something would be fun or easy. You might decide to do something if it’s good for you or helps you out in some way. Long ago, when the Israelites were living in the promised land, they had some decisions to make. Before Joshua died, he reminded them of some important facts that would help them make those decisions. He wanted the people to remember God’s laws and the wonderful things God had done for them. God had worked miracles to give them victory in the promised land.”

### 2 BIG PICTURE QUESTION (1 minute)

**SAY** “That brings us to our big picture question and answer: **What is a miracle? A miracle is something God does that usually cannot be done so that we can know He is all-powerful.** There is only one true God. Only God has the power to perform miracles. As we learn about today’s Bible story, we will be reminded of the miracles God performed for His people. He freed the people from slavery in Egypt, grew the Israelites into a great nation, and defeated His people’s enemies in wonderful and surprising ways. None of these acts could have happened apart from God’s miraculous power.”

### 3 REVIEW THE TIMELINE (1 minute)

Show the giant timeline. Point to individual Bible stories as you review.

**SAY** “A few weeks ago, we learned how God defeated Jericho. He told the Israelites to march around Jericho for seven days. When the people gave a shout, the walls fell down and they had victory over the city. Last week, we discussed the miracle God performed while Joshua led the Israelites against five kings and their armies. God stopped the sun in the sky so His people would have more time to fight their enemies. God defeated the people living in the land and gave it to the Israelites. The Israelites were able to enjoy the promised land and experienced a time of peace. Today, we’ll hear what Joshua challenged the people to do once they were living in the land.”



## THE STORY OF THE GOSPEL

### LEARN the Bible Story

#### 1 TELL THE BIBLE STORY: VIDEO OR STORYTELLER (10 minutes)

Open your Bible to Joshua 23–24. Use the Bible storytelling tips to help you tell the story, or show the Bible story video “Joshua Challenged the People.” Use the bold text to retell or review the story.

#### JOSHUA CHALLENGED THE PEOPLE

“Many years had passed since Joshua and the Israelites had defeated Jericho, Ai (AY igh), and the kings of the land. God had allowed the Israelites to rest from battles against their enemies. **Now Joshua was getting old. He gathered all the people of Israel because he had some important things to say to them.**

Joshua said, “**You have seen everything the LORD your God has done.** He has fought your battles for you. The rest of the land will be yours too, just as the LORD your God promised.

“**Therefore,**” Joshua continued, “**Be careful to obey everything that is in the book of the law of Moses. Do not turn aside from it;** do not mix with the nations in this land or worship their gods. **Keep clinging to God. He fights for you! Love the LORD your God. If you disobey God, He will no longer help you win these battles.** In fact, you will die here if you disobey Him.”

Joshua reminded the people about the things God had done in the past: God had called Abraham and had given him a son, Isaac. He had given Isaac two sons, Jacob and Esau. Jacob’s children had become slaves in Egypt, where God had sent Moses and Aaron. **God had rescued the Israelites from the Egyptians, bringing them safely across the Red Sea.** They had fought and won many battles because God was fighting for them. God had done so many great things for His people!

Joshua commanded the people, “**Fear the LORD and worship Him.** Or will you worship false gods? As for me and my family, we will worship the LORD.”

The people replied, “**We will not abandon the LORD!** We know how much God has done for us, and we love Him!”

Joshua warned the people, “**If you do abandon God to worship other gods, God will turn against you.** He will destroy you.”

“No!” the people replied. “**We will worship the LORD!**”

On that day, **Joshua made a covenant with the people.** He wrote it down and also set up a large stone under an oak tree.

Joshua said, “This stone will be a reminder of your duty to serve the LORD, who kept every promise in bringing you into this land.” Then Joshua sent the people back to their homes.

**After that, Joshua died.** He was 110 years old.

#### STORYTELLING TIPS

**Take notes:** Write key words from today’s Bible story on a dry erase board while telling the story. Emphasize how taking notes and writing things down can help us remember. Invite any kids who would like to do so, to also take notes while they listen to the Bible story.

**Call and response:** Invite the kids to participate in call and response. Explain that as Joshua challenged the people, they responded by agreeing to the covenant they were making. Direct the kids to respond, “I agree,” at the correct time during today’s Bible story.



## THE STORY OF THE GOSPEL

Christ Connection: As Joshua prepared for his own death, he left behind a legacy of obedience to God. After Jesus' death and resurrection, He appeared to the disciples and left them with a legacy: to obey Him by making disciples of all nations. ”

### 2 REVIEW THE BIBLE STORY

**SAY** “ Joshua and the people faced many challenges throughout their journey to the promised land. Whenever they trusted and obeyed God, He gave them miraculous victory. At the end of Joshua's life, he challenged the people once again. This time, he told the people to remember God's promise to Abraham. God's great acts to deliver His people were miracles! **What is a miracle? A miracle is something God does that usually cannot be done so that we can know He is all-powerful.**

Joshua challenged the people to obey God. Joshua wrote down God's law as a reminder. Joshua told the people to read and follow it so they would know how to obey God. The people responded by promising to obey God.

We can find God's laws and instructions in the Bible. The Bible tells us God's plan to rescue sinners. It records God's miraculous works. People who follow Jesus can read the Bible to know how to obey God. Believers worship God as the one true and living God. Joshua's covenant was for the people when they entered the promised land. Jesus' death on the cross, resurrection from the dead, and coming return is the greater promise. ”

### 3 CHRIST CONNECTION

**SAY** “ As Joshua prepared for his own death, he left behind a legacy of obedience to God. A legacy is something passed on from someone who has died. After Jesus' death and resurrection, He appeared to the disciples and left them with a legacy: to obey Him by making disciples of all nations. This legacy continues today as believers continue to tell others about Jesus and new believers trust Christ for salvation. If you are a follower of Jesus, you can obey God by telling people who don't know God that Jesus died on the cross for their sins. If you have not trusted in Jesus as Lord and Savior, you can make the decision to trust in Him for forgiveness and life with God forever. ”

(Tip: Use Scripture and the Gospel Plan Poster to explain how to become a Christian. Make sure kids know when and where they can ask questions.)

### 4 QUESTIONS FROM KIDS (3 minutes)

Show the “Unit 8, Session 3” questions from kids video. Prompt kids to discuss:

1. How can you do the right thing if no one around you is?
2. What will you say or do the next time you face a situation where those around you are choosing sin?



## THE STORY OF THE GOSPEL

### 5 MISSIONS MOMENT (3 minutes)

**SAY** “Joshua challenged the Israelites to continue obeying God even after he died. Joshua’s story reminds me of the Worthys, missionaries who challenge people to trust and obey Jesus. The Worthy family loves to plan events in their community for their friends. These parties are sometimes called ‘outreach events.’ An outreach event is a way to reach outside of your church to the community around you to provide a place for building friendships and to have conversations about Jesus.”

Play the missions video. Ask the kids to share which they would be most excited about if they were invited to the Worthys’ event: the games or the food. Remind them that we can have fun while sharing Jesus with others.

Ask a volunteer to pray for the Worthys as they think of new and fun ways to reach out to their friends.

### 6 KEY PASSAGE ACTIVITY (5 minutes)

Invite volunteers to say the key passage from memory. Thank each kid for his efforts and encourage all the kids to continue working to memorize the passage. Show the key passage poster. Lead kids in reading aloud Psalm 77:4 together.

**SAY** “God delivered the people from Egypt and fought their battles. Joshua challenged the people to remember God’s miraculous works and promise to obey Him.”

Invite the kids to stand shoulder to shoulder. Prompt the first kid in line to say the first word of the key passage and point to the next kid. He should say the second word and point to the next kid, who will say the third word. At any point, a player may point to the previous player to reverse the direction of how kids say the key passage. Play until kids say the entire key passage once or twice.

Lead kids to sing “The God Who Works Wonders (Psalm 77:14).” You may also choose to sing a worship song of your choice.

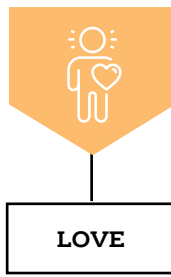
### 7 PRAY (2 minutes)

Invite kids to pray before transitioning to Love.

**SAY** “Thank You, God, for Your wonders! You delivered Your people and kept all Your promises. You have given us the Bible so we will never forget what You have done. Please help us to remember Your goodness and obey You. Amen.”

Transition from **LEARN** to **LOVE**





## THE GOD OF THE GOSPEL

### LOVE God by Applying the Story

#### 1 REVIEW & BIBLE SKILLS (5 minutes)

Distribute Bibles. Guide boys and girls to open their Bibles to Joshua 23–24. Explain that the Book of Joshua is directly after the Book of Deuteronomy, and it is the first book in the History division of the Old Testament. Remind the kids that the History division of the Old Testament includes all the books from Joshua to Esther.

Choose a volunteer to read aloud Joshua 23:1-3 or ask the kids to follow along as you read the verses aloud. Consider pointing out the location of the Jordan River (F6) and the Mediterranean Sea (F3) on the Old Testament Kingdoms Map.

**SAY** “Joshua challenged the people to obey God. He reminded the people what was in God’s law. God’s law was part of His covenant and promise to the people. The law showed the people what God expected of them—holiness. They agreed to obey God, but the truth is, they were powerless to do so. The only way sinners can obey God is through a miracle of God. **What is a miracle? A miracle is something God does that usually cannot be done so that we can know He is all-powerful.** Joshua wrote down the covenant and set up a stone so the people would remember God’s miraculous work. They could look back on it and remember that it was God who gave them the land. But the greatest miracle of all was yet to come. Jesus’ life, death, and resurrection was the miracle that made the way for us to love God and be with Him forever.”

#### 2 GROUP DISCUSSION (10 minutes)

Ask the following questions. Lead the group to discuss.

| **SAY** “Why did Joshua remind the people to obey God?”

Remind kids that Joshua was near death. He didn’t want the people to forget all God had done. He wanted the people to remember the miracles God performed and how God kept His promises.

| **SAY** “What would happen if the people disobeyed God and forgot about His covenant?”

Lead kids to recall that God said He would no longer drive out the nations and the Israelites would lose the land God had given them. God would bring disaster upon the people if they broke His covenant. God would become angry.

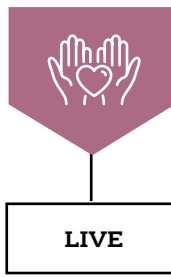
| **SAY** “How can we obey God?”

Prompt kids to discuss how obeying God instead of doing whatever seems good to us can be hard to do! We can only obey God by the power of the Holy Spirit, who lives within us after we put our faith in Jesus. He helps us understand and remember God’s Word, and He gives us power to love God and obey His commands.

Transition from **LOVE** to **LIVE**







## THE MISSION OF THE GOSPEL

### **LIVE** the Mission

#### **1 ACTIVITY CHOICE** (10 minutes)

##### ☐ **OPTION 1: OUTREACH MURAL**



Roll out a large sheet of paper and give the kids crayons and pencils. Ask the kids to think about some of the games, activities, and food they saw in the missions video.

**SAY** “ Before Joshua died, he gathered all of the Israelites to challenge them to continue obeying God. The Worthys hold outreach events where they try to gather people to build friendships and share the gospel. You can be on mission wherever you are when you use every opportunity to talk to people about who Jesus is. ”

Guide the kids to choose a spot on the paper to draw different things they saw at the Worthys’ outreach event. Then ask them to use speech bubbles to show what a Christian might say to someone at an outreach event, even during a game, or while eating some delicious food together.

When they are finished drawing, hang the mural on the wall. Encourage the kids to tell someone about Jesus this week.

##### ☐ **OPTION 2: DIZZY DASH**



Form teams of five kids. Instruct each team to line up on one side of the room, and place a baseball bat for each team at the opposite end of the room. When you signal the start of the race, the first player in each team will run to her team’s bat, stand it up, put her forehead on it, and spin around the bat 10 times. Then she will run and tag the next teammate, who will do the same. The first team to finish wins.

**SAY** “ Today’s dash was no ordinary race. Running while dizzy is quite a challenge! It was basically impossible to walk straight after all that spinning. This makes me think of trying to obey God without God’s miraculous power helping us. We just can’t do it! We always go off the wrong way. That was the Israelites’ experience, too. They promised to obey, but as we’ll see in future weeks, they couldn’t obey. Thankfully, we have Jesus, who perfectly obeyed for us. When we trust in His death and resurrection, He forgives our sin and sends the Holy Spirit to change our hearts so we can obey. That is a miracle! ”

#### **2 REFLECTION AND PRAYER** (5 minutes)

Distribute a sheet of paper and pencil to each kid. Ask the kids to write about or draw a picture to answer the following questions:

- What does this story teach me about God or the gospel?
- What does this story teach me about myself?
- Who can I tell about this story?

Be sure to send the sheets home with the kids along with the activity pages so parents can continue to discuss the Bible story with their kids. If time remains, take prayer requests or allow kids to complete the Bible story coloring page. Pray for your group.



UNIT 8 | SESSION 4

## GOD'S MIRACLES PROVE WHO HE IS

MARK 16

### KEY PASSAGE:

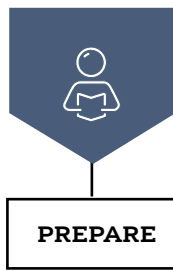
Psalm 77:14

### BIG PICTURE QUESTION:

What is a miracle? A miracle is something God does that usually cannot be done so that we can know He is all-powerful.

### CHRIST CONNECTION:

Jesus died on the cross for our sins, but He didn't stay dead. God was pleased with Jesus' sacrifice and miraculously raised Jesus from the dead to prove He is the Son of God and salvation is found in Him.



## PRIOR TO TEACHING THE SESSION



## LEADER Bible Study

The Bible is a supernatural book filled with accounts of supernatural events. Dozens of miracles are recorded in the Bible. Each miracle points to a greater reality and reveals to us what God is like.

In the story of Israel's crossing the Jordan, we see how God hears our cries and provides for us in miraculous ways. Throughout Israel's history, we see miracles that reveal the kind of God we serve: a God who is close; a God who sees, hears, and acts.

In his book *Miracles*, C.S. Lewis said, "The central miracle asserted by Christians is the Incarnation. They say that God became Man. Every other miracle prepares the way for this, or results from this."

All of Scripture reveals the kind of God who comes close, who miraculously took on flesh and lived a perfect life among us. God the Son died in our place and rose from the dead. In His death, He conquered both sin and death. He came back to life and ascended to the right hand of the Father, where He lives to make intercession for us. (Heb. 7:25) We should be moved when we consider that not only do we have a God who hears us, but who sees us, lived among us, and lives to make intercession for us.

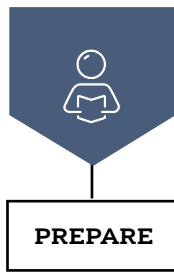
Through the miracle of Christ's finished work, we can be forgiven and reconciled

to God. We who were far off and without hope in this life have hope because of the miraculous birth, life, death, and resurrection of Jesus.

As you prepare to teach, pray and ask the God of miracles to move in the hearts of your kids as they hear the gospel proclaimed. Finally, say a prayer of thanksgiving to a miracle-working God who sees, hears, and acts for His glory and our good.

### TERMS TO KNOW

**Miracle:** event which unmistakably involves an immediate and powerful action of God designed to reveal His character or purposes



PRIOR TO TEACHING THE SESSION

## GATHER Supplies

Keep a regular supply of the following items available at all times: Bibles, pens or pencils, markers, crayons, colored pencils, scissors, glue or tape, paper.



### WELCOME

#### Activity Page

- ☐ “Examine the Evidence” activity page

#### Session Starter (Option 1)

- ☐ stones, 1 per kid
- ☐ small prize

#### Session Starter (Option 2)

- ☐ hula hoops, 5
- ☐ bean bags, 20



### LEARN

#### Introduce the Session

- ☐ countdown video

#### Big Picture Question

- ☐ Big Picture Question Poster

#### Review the Timeline

- ☐ Giant Timeline

#### Tell the Bible Story

- ☐ “God’s Miracles Prove Who He Is” video
- ☐ Bible Story Picture Poster

#### Questions from Kids

- ☐ “Unit 8, Session 4” questions from kids video

#### Missions Moment

- ☐ “Worthy Family Poster” printable
- ☐ world map

#### Key Passage Activity

- ☐ Key Passage Poster
- ☐ “The God Who Works Wonders (Psalm 77:14)” song
- ☐ worship song of your choice (optional)
- ☐ dry erase marker
- ☐ dry erase board



### LOVE

#### Discussion & Bible Skills

- ☐ Small Group Timeline and Map Set (optional)



### LIVE

#### Activity Choice (Option 1)

- ☐ “International Missions Crossword” printable

#### Activity Choice (Option 2)

- ☐ Big Picture Question Poster
- ☐ brown paper plates
- ☐ cardstock
- ☐ craft sticks

#### Reflection and Prayer

- ☐ Bible Story Coloring Page (optional)



## WELCOME Kids

Greet each kid as he or she arrives. Use this time to collect the offering, fill out attendance sheets, build relationships, and help new kids connect to your group.

**SAY** “Have you ever been really surprised by something? What happened? In today’s Bible story, Jesus’ followers were surprised by a miracle.”

### 1 ACTIVITY PAGE (5 minutes)

Invite kids to complete “Examine the Evidence” on the activity page.

**SAY** “The clues on this activity page were a logic puzzle. By examining those clues, you were able to figure out which kid was who. Today, we will learn that the Bible helps us figure out who God is by showing us everything we need to know about His identity.”

### 2 SESSION STARTER (10 minutes)

#### ☐ OPTION 1: ROLLING STONES



Distribute a small stone to each kid. Designate a starting point and finish line for a race. Direct kids to line up along the starting line. When you start the race, kids will use their feet alone to gently roll their stones along the floor. The first kid to cross the finish line with his stone wins. If your kids are kicking the stones too hard, consider implementing a rule where each stone must be in contact with the player’s foot at all times, preventing them kicking the stone ahead of themselves.

**SAY** “Today’s Bible story is about a miracle. **What is a miracle? A miracle is something God does that usually cannot be done so that we can know He is all-powerful.** The stones from today’s race can remind you that the stone in front of Jesus’ grave was rolled away. I can’t wait for you to hear more.”

#### ☐ OPTION 2: A STONE’S THROW AWAY

Form four teams of kids. Set up five hula hoops on the floor and assign a point value to each hoop (the closest hoop is 10 points and the furthest hoop is 50, for example).

Give each team five bean bags. Players from each team will take turns tossing the stones into the hoops to earn points. Record each team’s points and ensure each team takes the same number of turns. The team with the most points wins.

**SAY** “In that game, it was hard to always hit the mark. In our lives, it’s impossible to always hit the mark God has set for us. Our sin makes us fall short of God’s perfect requirements. That’s why Jesus came to die on the cross. He lived the perfect life we fail to live. But Jesus didn’t stay dead! Today, we’ll hear more about what happened at Jesus’ tomb on the third day.”

Transition from **WELCOME** to **LEARN**







## THE STORY OF THE GOSPEL

# INTRODUCE the Bible Story

### 1 INTRODUCE THE SESSION (3 minutes)

Show the countdown video as you transition to introduce the Bible story. Set it to end as the session begins.

**SAY** “Hey there! Welcome back. I’m excited to speak with you today about the greatest miracle God has ever done. It’s from a story in the Bible. Really, everything we learn here is from a story in the Bible, isn’t it? How many of you brought a Bible with you? **[Allow responses and distribute Bibles to any kids who need one.]**

Have you ever heard about something that you thought was impossible? In today’s Bible story, two women saw something that proved God can do the impossible. Jesus rose from the dead! These women and many others were eyewitnesses to this miraculous event. Let’s see how God’s miracles prove who He is. ”

### 2 BIG PICTURE QUESTION (1 minute)

**SAY** “I keep saying miracle or miraculous. Let’s review our big picture question before we go any deeper in our story. **What is a miracle? A miracle is something God does that usually cannot be done so that we can know He is all-powerful.** God has proven over and over again that He is who He says He is. No one can take credit for God’s miracles, which is why miracles help us understand who God is. It takes an all-powerful God to do things that are impossible for everyone else. God’s miracles prove His identity as the Creator and King of the universe. ”

### 3 REVIEW THE TIMELINE (1 minute)

Show the giant timeline. Point to individual Bible stories as you review.

**SAY** “During the last few weeks, we have seen lots of miracles that helped the Israelites understand who God is. We learned how God defeated Jericho by collapsing their walls in a miraculous way. Then we talked about how God made the sun stand still in the sky, adding more hours to the day and allow the Israelites to defeat their enemies. When Joshua was about to die, he challenged the people to obey God in the promised land. He urged them to remember the miracles God had done for them because Joshua knew that God’s miracles prove who God is. We can only obey God when we trust Him and let His power guide us. Today, we will look at the ultimate miracle of God and how Jesus made the way for us to be free from sin to love and obey God. ”





## THE STORY OF THE GOSPEL

### LEARN the Bible Story

#### 1 TELL THE BIBLE STORY: VIDEO OR STORYTELLER (10 minutes)

Open your Bible to Mark 16. Use the Bible storytelling tips to help you tell the story, or show the Bible story video “God’s Miracles Prove Who He Is.” Use the bold text to retell or review the story.

#### GOD’S MIRACLES PROVE WHO HE IS

“**Jesus had died on the cross and was buried in a tomb.** On the first day of the week, **Mary Magdalene** (MAG duh leen), **Mary the mother of James, and Salome** (suh LOH mih) **went to the tomb.** It was very early in the morning on the third day after Jesus’ death. The women brought spices with them so they could anoint Jesus’ body.

**As they walked to the tomb, they thought about the large stone covering the entrance to the tomb.** “Who will roll away the stone for us?” they wondered. **But as they got close to the tomb, they saw that the stone was already rolled away.**

The women went into the tomb. **A young man wearing a white robe was sitting inside. He was an angel, and the women were afraid.**

**“Don’t be afraid,” the angel said. “You are looking for Jesus, who was crucified. He has risen!”** The angel invited the women to look at the place Jesus’ body had been laid. Miraculously, Jesus wasn’t there.

**“Go, tell His disciples. Tell Peter!” the angel instructed.** “Jesus is going ahead of you to Galilee. You will see Him there, just like He told you.”

**The women ran from the tomb.** They were overwhelmed with fear and excitement, afraid to say anything to anyone.

Christ Connection: Jesus died on the cross for our sins, but He didn’t stay dead. God was pleased with Jesus’ sacrifice and miraculously raised Jesus from the dead to prove He is the Son of God and salvation is found in Him. ”

#### STORYTELLING TIPS

**Draw the scene:** Invite kids to draw the scene of the empty tomb as you tell the Bible story.

**Use props:** As you tell the Bible story, pass around a bag with various items from today’s story. These items include a small cross, a stone, small doll dresses to represent the women, various spices in a plastic bag, and a piece of cloth to represent Jesus’ burial garments. Invite the kids to pass around the items while you tell the story.



## THE STORY OF THE GOSPEL

### 2 REVIEW THE BIBLE STORY

**SAY** “ Throughout His earthly ministry, Jesus promised His disciples He would rise from the dead. Now the time had come for that to happen. Mary Magdalene, Mary the mother of James, and Salome went to the tomb to anoint Jesus. They wondered who would roll the large stone away. When they arrived, they were shocked to find the stone had already been moved. They saw an angel inside the tomb, but Jesus was nowhere to be found. The women were afraid. The angel told them not to fear. He said Jesus had risen from the dead just like He said He would. This was a miracle!

**What is a miracle? A miracle is something God does that usually cannot be done so that we can know He is all-powerful.** God’s miracles prove who He is. God had a plan all along to send a Rescuer who would save people from sin. God’s promise had finally been fulfilled in Jesus! Only God can raise people from the dead. Jesus was more than a prophet; Jesus is God the Son, and His perfect life, sacrificial death, and victorious resurrection prove it! We can trust God and His Word. We can look at God’s miracles and believe He is who He says He is. Jesus’ resurrection has made the way for us to have salvation. Just like the angel told the women not to fear, those who put their trust in Jesus have nothing to fear. ”

### 3 CHRIST CONNECTION

**SAY** “ Jesus died on the cross for our sins, but He didn’t stay dead. God was pleased with Jesus’ sacrifice and miraculously raised Jesus from the dead to reign as King over all creation. Jesus provides salvation from sin and the promise of eternal life. ”

(Tip: Use Scripture and the Gospel Plan Poster to explain how to become a Christian. Make sure kids know when and where they can ask questions.)

### 4 QUESTIONS FROM KIDS (3 minutes)

Show the “Unit 8, Session 4” questions from kids video. Prompt kids to discuss:

1. How can you be sure Christianity is the right religion?
2. Have you decided to follow Jesus? Why or why not?

### 5 MISSIONS MOMENT (3 minutes)

Write home and international on multiple strips of paper and mix them up.

**SAY** “ Jesus’ resurrection was the greatest miracle in history. The good news that Jesus’ life, death, and resurrection made the way for us to live with God and be freed from sin is the reason missionaries devote their lives to telling others about Jesus. Some missionaries work in their home country, and others travel to another country, but all missionaries share the gospel whenever they can. If God calls an American to go tell people about Jesus in Texas, that missionary would be a home missionary. ”

Guide the kids to come forward one at a time to choose a slip of paper. If their paper says home, ask them to point to a city in your country where missionaries could tell people about



## THE STORY OF THE GOSPEL

Jesus. If the paper says international, ask them to point to another country where missionaries could go. Then show the “Worthy Family Poster”

**SAY** “ The Worthy family is from the United States, but they live in Italy where they share the gospel. Are the Worthys home missionaries or international missionaries? [Allow responses.] That’s right! They are international missionaries. ”

Ask a volunteer to find Italy on the map. Pray that God will continue to call missionaries to work all over the world.

### 6 KEY PASSAGE ACTIVITY (5 minutes)

Invite volunteers to say the key passage from memory. Thank each kid for his efforts and encourage all the kids to continue working to memorize the passage. Show the key passage poster. Lead kids in reading aloud Psalm 77:14 together.

**SAY** “ The key passage reminds us that God’s miracles prove who He said He is! He has shown His power to all people! ”

Form two teams of kids. Draw a vertical line on the dry erase board and designate one side for each team. Direct the teams to play a key passage relay. The first player from each team will race to the dry erase board and print the first word of the key passage in their team’s designated area. They’ll run to the next player, pass the marker and that player will race to the board and print the next word. The relay will continue until the key passage is completed. The first team to finish and recite the key passage in unison wins.

Lead kids to sing “The God Who Works Wonders (Psalm 77:14).” You may also choose to sing a worship song of your choice.

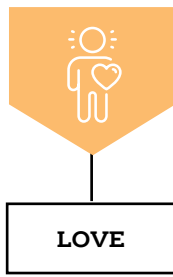
### 7 PRAY (2 minutes)

Invite kids to pray before transitioning to Love.

**SAY** “ Thank You, God, for proving exactly who You said You are! Your miracles show that You have all power because You are God. Thank You for raising Jesus from the dead to give us salvation. Amen. ”

Transition from **LEARN** to **LOVE**





## THE GOD OF THE GOSPEL

### LOVE God by Applying the Story

#### 1 REVIEW & BIBLE SKILLS (5 minutes)

Distribute Bibles. Guide boys and girls to open their Bibles to Mark 16. Explain that Mark is the second book in the New Testament. It is a part of a set of books called the Gospels. The Gospels tell the account Jesus' life, death, and resurrection. The Gospels include Matthew, Mark, Luke, and John. Remind kids that gospel means "good news."

Choose a volunteer to read aloud Mark 16:1-2 or ask the kids to follow along as you read the verses aloud. Consider pointing out the location of Jerusalem (H4) on the New Testament Israel Map.

**SAY** For several weeks, we have heard about God's incredible miracles. Mark 16 tells about Jesus' miraculous resurrection from the dead. Jesus was able to rise from the dead because Jesus is God! This was a miracle. **What is a miracle? A miracle is something God does that usually cannot be done so that we can know He is all-powerful.** God's miracles prove who He is, and the resurrection miracle proves Jesus is God the Son, who lived a perfect life. His death was acceptable to God as a sacrifice to destroy sin. Jesus had no sin, and so He did not die for His own sin. Jesus' resurrection shows God has all power. He has the power to save people from their sins.

#### 2 GROUP DISCUSSION (10 minutes)

Ask the following questions. Lead the group to discuss.

**SAY** How did the women react when they arrived at Jesus' tomb? Why?

Guide kids to recognize that the women were fearful and amazed. They were expecting to anoint Jesus' body with spices. Instead, Jesus was not there. They found that the large stone had been rolled away. An angel was there so they were shocked. Their Lord was gone and they didn't understand why. They were not thinking about Jesus' promise to rise again.

**SAY** How did the angel respond to the women's fear?

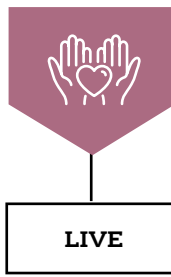
Help kids recall that the angel told the women to not be afraid. He told them what happened to Jesus and comforted them. Jesus was alive. He told the women that Jesus had gone ahead of them and would meet them in Galilee. He wanted the women to share this wonderful news.

**SAY** Who can you tell about the miraculous news that Jesus is God the Son, who died and rose to rescue us from sin??

Encourage the kids to think about friends, neighbors, or family members they know who may not know Jesus. Pray for the kids to have wisdom and courage to know how and when to share the gospel.

Transition from **LOVE** to **LIVE**





## THE MISSION OF THE GOSPEL

### LIVE the Mission

#### 1 ACTIVITY CHOICE (10 minutes)

##### ☐ OPTION 1: MISSIONS CROSSWORD



Provide each kid with a copy of the “International Missions Crossword” printable and a pencil.

As a group, discuss each clue and consider how difficult it might be to learn new things. Which things might be fun to learn? Guide the kids to fill in the answers as you discuss each clue.

**SAY** “ International missionaries have a lot to learn when they get to their mission field. It can be tough! People there may dress differently, speak a different language, eat different foods, or follow a different religion. But all people need the same thing: to hear and believe the good news that Jesus died for our sin and rose again to save us. Every person who has ever been called to missions was once a kid like you. Someday God may call you to be a missionary. ”

Encourage the kids to ask God to help them know His will for their lives with regard to missions.

##### ☐ OPTION 2: THE EMPTY TOMB

Provide each kid with half a sheet of brown cardstock and a brown paper plate. Invite the kids to crumple their cardstock into a loose ball. You may wish to use a spray bottle and water to spritz the cardstock so it crumples more easily. If you do, be careful not to soak it. Help the kids cut their paper plates in half and cut a semicircle the size of the cardstock ball in the straight edge of one of the plate halves. Glue or tape the two plate halves together so that the rims meet and both straight edges are on the bottom. Use craft sticks to make three crosses and tape them to the top of each tomb. Allow the craft to dry.

**SAY** “ Jesus’ tomb is empty! Jesus is alive with all power. Jesus died and rose again to save all who believe in Him from their sin! This craft will help you remember this wonderful news of the gospel. ”

#### 2 REFLECTION AND PRAYER (5 minutes)

Distribute a sheet of paper and pencil to each kid. Ask the kids to write about or draw a picture to answer the following questions:

- What does this story teach me about God or the gospel?
- What does this story teach me about myself?
- Who can I tell about this story?

Be sure to send the sheets home with the kids along with the activity pages so parents can continue to discuss the Bible story with their kids.

If time remains, take prayer requests or allow kids to complete the Bible story coloring page. Pray for your group.



UNIT 9 | SESSION 1

## THE PEOPLE KEPT SINNING

### JUDGES 2

#### KEY PASSAGE:

Romans 6:23

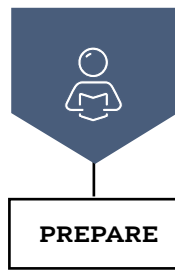
#### BIG PICTURE QUESTION:

What is the fair payment for sin? *The fair payment for sin is death.*

#### CHRIST CONNECTION:

The judges saved the people from the consequences of their sin, but not the cause of it. God's plan was to one day send a true Deliverer—Jesus, His own Son—to be the King of His people. Jesus saves people from sin forever.





## PRIOR TO TEACHING THE SESSION



## LEADER Bible Study

In the Book of Judges, we see a cycle of sin, oppression, repentance, rescue, obedience, and then back to sin. The condition of man's heart when left to himself will "do what is right in his own eyes" (Judges 21:25). Our own hearts lead us to sinful behavior that leads to enslavement to sin. Judges reveals who we are apart from God's grace.

The Book of Judges also uncovers what God is like. He is rich in love and quick to restore those who turn to Him. He is gracious; every time the people of Israel repented and turned from their sins, He sent deliverance. He restored Israel from the edge of destruction. God also revealed Himself as able to save no matter how difficult or deep the captivity. In fact, we see God's mercy clearly when He sent the judge Samson when the people didn't even ask for deliverance. In these warrior-deliver stories, God showed that what His people really needed was a king— not just any king but a perfect king who would rule His people with perfect justice and mercy.

It is easy for us as modern readers to judge the people of Israel harshly. How could they turn away from a God who delivered them from their enemies over and over again? But how easy is it for us to be tempted away from love for God and love

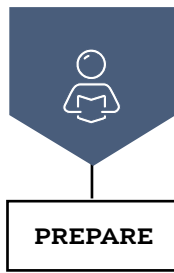
created things more than the Creator?

What gives us hope and comfort is that in a world where it feels like there is chaos all around us, we know that God in His mercy is a God who rescues. He didn't send a flawed warrior to deliver us from the effects of our sin temporarily. He sent His only Son to defeat sin and death and restore the relationship that sinners could never fix on their own.

Today as you prepare to teach, rest in the knowledge that God has gone before you. Prepare your heart to point kids to Jesus over and over as the true Deliverer and the true peace for which their hearts desperately long.

### TERMS TO KNOW

**Judges:** different leaders God gave the Israelites between Joshua's death and Samuel's anointing Saul as Israel's first king



PRIOR TO TEACHING THE SESSION

## GATHER Supplies

Keep a regular supply of the following items available at all times: Bibles, pens or pencils, markers, crayons, colored pencils, scissors, glue or tape, paper.



### WELCOME

#### Activity Page

- ☐ “The Cycle of Life” activity page



### LEARN

#### Introduce the Session

- ☐ countdown video

#### Big Picture Question

- ☐ Big Picture Question Poster

#### Review the Timeline

- ☐ Giant Timeline

#### Tell the Bible Story

- ☐ “The People Kept Sinning” video
- ☐ Bible Story Picture Poster

#### Questions from Kids

- ☐ “Unit 9, Session 1” questions from kids video

#### Missions Moment

- ☐ “Short-Term Students” missions video

#### Key Passage Activity

- ☐ Key Passage Poster
- ☐ “Eternal Life (Romans 6:23)” song
- ☐ worship song of your choice (optional)



### LOVE

#### Discussion & Bible Skills

- ☐ Small Group Timeline and Map Set (optional)



### LIVE

#### Activity Choice (Option 1)

- ☐ yarn

#### Reflection and Prayer

- ☐ Bible Story Coloring Page (optional)



## WELCOME Kids

Greet each kid as he or she arrives. Use this time to collect the offering, fill out attendance sheets, build relationships, and help new kids connect to your group.

**SAY** “ I am so happy you are all here this morning. Do you have any habits that you practice? Some habits may be good, like brushing your teeth at least twice a day. Some habits can be kind of icky, like biting your fingernails. And some habits are downright sinful, like lying to avoid consequences. Today we will learn about the sinful ways of God’s people after Joshua died. ”

### 1 ACTIVITY PAGE (5 minutes)

Invite kids to complete “The Cycle of Life” on the activity page.

**SAY** “ Most of the plants and animals in our world have life cycles. The life cycle doesn’t ever stop; it keeps going and going, generation after generation. That is a lot like the cycle of sin in the Old Testament. The Israelites would sin, repent, obey God, and then sin again—generation after generation. ”

### 2 SESSION STARTER (10 minutes)

#### ☐ OPTION 1: PATTERNS

Provide each kid with a piece of paper and crayons or markers. Invite the kids to create their own patterns. Remind kids that a pattern is any set of items that repeats itself over and over. When everyone is finished, allow each kid to present her pattern to the class. Allow the class to complete the pattern at the end.

**SAY** “ You all created some very beautiful patterns. Sometimes patterns can be beautiful like the life cycle of a butterfly and sometimes patterns can be less like the wilting of flowers. In the Old Testament, the Israelites were stuck in a pattern of sin and forgetting what God had provided for them. ”

#### ☐ OPTION 2: SINFUL ACTIONS



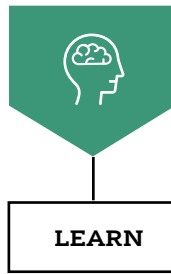
Form groups of two or three kids. Invite the kids to discuss within their groups ways that kids sin against their parents, siblings, friends, and other people in our lives.

Challenge the groups to choose one sinful action to share with the whole class by acting it out. Provide a few minutes for the groups to practice acting out the sinful action. Allow each group to present their sinful action to the class. Choose two or three classmates to try and guess the sinful action.

**SAY** “ We all sin. We are born with sin in our hearts. On our own, it is impossible for us to obey God, and we often struggle with some sins over and over. Today, we will hear about a time God’s people kept sinning against Him. ”

Transition from **WELCOME** to **LEARN**





## THE STORY OF THE GOSPEL

# INTRODUCE the Bible Story

### 1 INTRODUCE THE SESSION (3 minutes)

Show the countdown video as you transition to introduce the Bible story. Set it to end as the session begins.

**SAY** “Wow, it sure is great to see you! Each week, we gather to study God’s Word together. Did any of you bring a Bible today? **[Allow responses and distribute Bibles to any kids who need one.]** We study the Bible because it is God’s holy Word. We can trust the Bible completely to tell us what is true about God and ourselves. Reading God’s Word is a great habit to build.

Can you think of any other good habits? What about bad habits? Have you ever eaten too much candy and then felt sick to your stomach? I definitely have! And you know the funny thing? Even though I know I won’t feel good, I do it again and again. I eat too many sweets again and get sick again! Today, we’re going to read in the Book of Judges how the Israelites were in a cycle of sin. Sin is worse than a bad habit; it keeps us from God.”

### 2 BIG PICTURE QUESTION (1 minute)

**SAY** “Are you ready to learn a new big picture question and answer? Our big picture question is, **What is the fair payment for sin?** Let’s think about that for a moment. A fair payment would be like the money an employer owes you for the work you do. The Bible teaches us that sin earns death. That’s our big picture answer: **The fair payment for sin is death.**

We are all born in sin. Sin is thinking, speaking, or behaving in any way that goes against God and His commands. Because we sin, we deserve death. To help us understand the big picture question and answer, let’s look at what sin did to the Israelites after their leader Joshua died.”

### 3 REVIEW THE TIMELINE (1 minute)

Show the giant timeline. Point to individual Bible stories as you review.

**SAY** “Let’s look at our timeline. Since Adam and Eve sinned, we’ve learned that all people have disobeyed God. God chose Abraham and made his family into a special nation—the Israelites—but even they sinned again and again. God rescued His people from slavery in Egypt, gave them His law, provided for them in the desert, and conquered the promised land for them. Still, they still could not obey Him. That’s where our story today picks up.”



## THE STORY OF THE GOSPEL

### LEARN the Bible Story

#### 1 TELL THE BIBLE STORY: VIDEO OR STORYTELLER (10 minutes)

Open your Bible to Judges 2. Use the Bible storytelling tips to help you tell the story, or show the Bible story video “The People Kept Sinning.” Use the bold text to retell or review the story.

#### THE PEOPLE KEPT SINNING

“ God had led the Israelites out of Egypt, and He was with them as Joshua led them **into the promised land** of Canaan (KAY nuhn). There, the Israelites lived in family tribes—12 tribes in all. **God made a covenant with them, saying, “I will keep My promises, but this is what you must agree to: Never make a covenant with the people living in this land. Tear down their altars to their false gods.”**

The Israelites had agreed, and they were supposed to take over the land. **But that’s not what happened. After Joshua and the older generation of Israelites died, the Israelite children grew up and did not remember God** or everything He had done for them. **They did what was evil** in the sight of the Lord.

**The Israelites fell into a cycle of sin** that went like this: First, **the Israelites would disobey God** and worship the false gods of the people living around them. They’d forget about the one true God. **God would** grow angry. He would **let an enemy king take over the Israelites, and** the people would have to serve the king. **They would suffer greatly.**

**Then the Israelites would remember** how good they had it when they loved and obeyed God. **They would cry out to Him, “Save us!”** God wanted the people to love and obey Him, so **He would raise up a leader from the Israelites to deliver them from their enemies** and rule as a judge. **The people would obey God as long as the judge was alive.**

**But when the judge died, the Israelites would turn away from God** and the cycle would begin again: Sin, oppression, repentance, rescue, obedience, and then back to sin. **This is the story of the Book of Judges.**

Christ Connection: The judges saved the people from the consequences of their sin, but not the cause of it. God’s plan was to one day send a true Deliverer—Jesus, His own Son—to be the King of His people. Jesus saves people from sin forever. ”

#### STORYTELLING TIPS

**Form tribes:** Form 12 groups of kids. Spread the groups around the room. Travel from group to group as you teach.

**Use facial expressions:** Invite the kids to use facial expressions. When you teach about sin, they will look sad. When you teach about obedience, they will look happy.



## THE STORY OF THE GOSPEL

### 2 REVIEW THE BIBLE STORY

**SAY** “ The twelve tribes of Israel were God’s people. God agreed to keep His promises if they agreed to not make or worship false gods. The Israelites agreed to worship God alone. But after Joshua died, the children of Israel grew up and didn’t remember what God had done for His people. They disobeyed God and made false gods. So God allowed the Israelites to suffer under enemy rulers. While suffering, the Israelites would cry out to God to rescue them. God loved His people, so He provided a leader, called a judge, to help them. Then the Israelites would obey the judge for a while and experience peace. But in time, they forgot God again, and the cycle of sin would repeat.

This cycle of sin isn’t just a problem the Israelites faced. Apart from Jesus, we are all stuck in sin. We can try to do what is right, but sin has power over us. **What is the payment for sin? The fair payment for sin is death.** We need God to free us from the power of sin.

And that’s just what God did. God sent His Son, Jesus, to earth as a human to live the perfect life we fail to live. Jesus then died the death we deserve, and He rose from the dead. When we trust in Jesus, we are freed from sin so we can live for God. ”

### 3 CHRIST CONNECTION

**SAY** “ The judges saved the people from the consequences of their sin, but not the cause of it. God’s plan was to one day send a true Deliverer—Jesus, His own Son—to be the King of His people. Jesus saves people from sin forever. ”

(Tip: Use Scripture and the Gospel Plan Poster to explain how to become a Christian. Make sure kids know when and where they can ask questions.)

### 4 QUESTIONS FROM KIDS (3 minutes)

Show the “Unit 9, Session 1” questions from kids video. Prompt kids to discuss:

1. If Christians have changed hearts, why do we still sin?
2. What are some ways we become more like Jesus over time?

### 5 MISSIONS MOMENT (3 minutes)

**SAY** “ In our Bible story, the Israelites sinned over and over—even after God rescued them again and again! Without God’s help, we all are trapped in sin. That’s why the most important thing everyone needs is a relationship with Jesus. ”

Play the missions video.

**SAY** “ One day, God may call you to be a missionary like the high school and college students in that video. Or, God may call your whole family to be missionaries together. But even if God never calls you to be a missionary, you can still live on mission by supporting missionaries, showing people God’s love, and telling people about Jesus wherever you are. ”

Ask the kids if they would want to go meet and work with a missionary. Invite them to





## THE STORY OF THE GOSPEL

explain why. Pray and ask God to help kids stay focused on what is most important.

### 6 KEY PASSAGE ACTIVITY (5 minutes)

Show the key passage poster. Lead kids in reading aloud Romans 6:23 together.

**SAY** “Our key passage tells us that sin is serious. God must punish sin. The punishment for sin is death. But God gives us the gift of life through Jesus.”

Invite the kids to help create hand motions for key words in the key passage. Consider adapting sign language, or use the suggestions below. Say the key passage with hand motions several times. Suggested motions:

- “death” – Position hands in front of you at about waist level. Face one palm up and one palm down, then flip hands over.
- “gift” – Position hands in front of you at about waist level, with both palms facing up, then push them away from yourself, as if passing a gift.
- “life” – Use your thumb and forefinger to make an L shape with each hand. Position hands a bit above your waist, with forefingers pointed slightly down towards the stomach. Move hands up to chest level, pointing forefingers slightly toward the head.
- “Jesus” – Position hands in front of you at about waist level. Touch each middle finger to the opposite palm.

Lead kids to sing “Eternal Life (Romans 6:23).” You may also choose to sing a worship song of your choice.

### 7 PRAY (2 minutes)

Invite kids to pray before transitioning to Love.

**SAY** “God, thank You for sending Your Son to be our Deliverer. Thank You for allowing Jesus to die in our place for our sin so we can have forgiveness and life with God forever. Amen.”

Transition from **LEARN** to **LOVE**





LOVE

THE GOD OF THE GOSPEL

## LOVE God by Applying the Story

### 1 REVIEW & BIBLE SKILLS (5 minutes)

Distribute Bibles. Guide boys and girls to open their Bibles to Judges 2. Point out that Judges is the sixth book in the Old Testament and the second book in the History division. Show kids to find all the books between Joshua and Esther. Explain that the Book of Judges comes after Moses led the Israelites out of Egypt and Joshua led the Israelites into the promised land.

Choose a volunteer to read aloud Judges 2:11-23 or ask the kids to follow along as you read the verses aloud. Consider pointing out the location of Canaan (G9) on the Old Testament Mediterranean Map.

**SAY** “God had been faithful to lead the Israelites out of slavery in Egypt, across the Red Sea, through the wilderness, and into the promised land. But the people of Israel forgot God’s faithfulness. The Israelites fell back into sin. The judges couldn’t fix the people’s sin. We can’t fix our sin. But God loves us and sent Jesus to save us from sin.”

### 2 GROUP DISCUSSION (10 minutes)

Ask the following questions. Lead the group to discuss.

| **SAY** “Why did the generation after Joshua worship false gods?”

Lead kids to discuss how the Israelites forgot what God had done for them. Previous generations had seen God’s power and faithfulness through His miracles and the leadership of Moses and Joshua. After Joshua died, the people forgot God.

| **SAY** “Why did God send judges to Israel?”

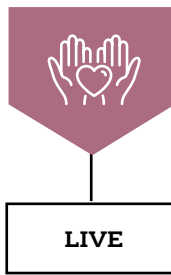
Guide kids to recall that the Israelites were in a pattern of sin. God gave judges to rule the nation of Israel and save them from the enemies who repeatedly attacked them. The judges led the people to obey God. The judges helped the Israelites with their consequences of sin, but couldn’t save them from their sin. Only Jesus can save us from our sin.

| **SAY** “How can we avoid cycles of sin in our lives?”

Point out that we can’t save ourselves from our sin, but God loves us and sent Jesus to save us from our sin. Everyone who has faith in Jesus’ life, death, and resurrection is forgiven and made new. The Holy Spirit lives in Christians, helping us understand the Bible, remember God’s goodness, and live for His glory. The Holy Spirit convicts us of sin so we don’t enjoy sin like we did before we knew Jesus.

Transition from **LOVE** to **LIVE**





## THE MISSION OF THE GOSPEL

### **LIVE** the Mission

#### **1 ACTIVITY CHOICE** (10 minutes)

##### ☐ **OPTION 1: WEB OF MISSIONS**



Before the session, write Germany, Spain, Italy, Tanzania, China, France, Russia, America, and Ecuador on a separate piece of paper. Hang the papers around the room. Label another page Home and place it in the center of the room.

Guide the kids to choose a country and stand next to its sign. Stand at Home and hold the end of the yarn. Toss the ball of yarn to the kids standing at one of the countries. They will pinch the line of yarn and throw the ball of yarn to the kids at another location. Continue until the yarn creates a web across the whole room.

**SAY** “ God’s people kept getting themselves tangled up in sin, but this tangle we’ve made represents the solution to sin in the world: the spread of the gospel! Imagine what this room would look like if we had every country in the world represented by a sign on the wall! The gospel goes across distances, cultures, and languages. It all starts at home with people like you who give to missions, pray about missions, or go work with missionaries. ”

##### ☐ **OPTION 2: THE JUDGE SAYS**



Choose one kid to be the Judge. Instruct the Judge to go to the front of the room and the rest of the kids to spread out, facing the Judge. The Judge will lead the group to mimic her actions.

Every few minutes, announce that Judge has “died”; she will rejoin the group and kids will each choose their own actions, without a leader. Continue playing by assigning a new Judge.


**SAY** “ The Israelites forgot God and chose to worship false gods. God allowed the Israelites to be ruled by their enemies, and the Israelites cried out to Him. God raised up judges to lead the Israelites to obey God. But when there wasn’t a judge ruling Israel, the people did whatever they wanted. The judges couldn’t save the people from their sin. Only Jesus can save us from our sins and give us the power to love and obey Him. ”

#### **2 REFLECTION AND PRAYER** (5 minutes)

Distribute a sheet of paper and pencil to each kid. Ask the kids to write about or draw a picture to answer the following questions:

- What does this story teach me about God or the gospel?
- What does this story teach me about myself?
- Who can I tell about this story?

Be sure to send the sheets home with the kids along with the activity pages so parents can continue to discuss the Bible story with their kids. If time remains, take prayer requests or allow kids to complete the Bible story coloring page. Pray for your group.



UNIT 9 | SESSION 2

## GOD USED SAMSON

JUDGES 13–16

### KEY PASSAGE:

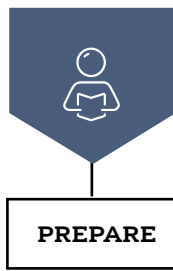
Romans 6:23

### BIG PICTURE QUESTION:

What is the fair payment for sin? The fair payment for sin is death.

### CHRIST CONNECTION:

Samson's sin led to his own death, but God used his death to save the Israelites from their enemies. Samson's story reminds us of Jesus. Jesus never sinned, but God sent Him to die on the cross and rise again to rescue people from sin and give them eternal life.



## PRIOR TO TEACHING THE SESSION



### PREPARE

PREPARE YOUR HEART  
TO TEACH; PLAN  
THE SESSION



### WELCOME

GREET KIDS  
and OPEN  
THE SESSION



### LEARN

TEACH KIDS  
THE STORY  
OF THE GOSPEL



### LOVE

LEAD KIDS TO  
LOVE THE GOD  
OF THE GOSPEL



### LIVE

LEAD KIDS TO  
LIVE OUT THE MISSION  
OF THE GOSPEL

## LEADER Bible Study

Samson is one of those characters in the Bible you don't easily forget. He was strong, handsome, successful, and blind. He is what in literature is called an anti-type. He is a type of Christ in all the wrong ways. Samson was consecrated from an early age yet disobeyed his covenant promises and dishonored his parents. When tempted, he gave in rather than resisting.

Before Samson was physically blinded, he was blind to his weakness and to the source of his strength. Samson should have turned the nation's eyes from themselves and pointed them to God; instead, he lived for his own appetite by doing what is right in his own eyes. God used him despite his flaws and failures. The sad reality of Samson's life was that it wasn't until he was captured by his enemies who gouged out his physical eyes that he truly started to "see."

Unlike Samson, Jesus came into the world not "to be served, but to serve, and to give his life as a ransom for many" (Matt. 20:28). Jesus not only obeyed His Father but obeyed in such a way that we have a model for what obedience to God looks like.

Jesus is more than a model; He is also our substitute who lived a perfect life and died in our place for our disobedience. He, like Samson, placed His hand on the twin pillars

of sin and death and destroyed them. But unlike Samson, Jesus didn't stay dead. He lives, and He opens the eyes of those who are blind to see the beauty of God in the face of Christ.

This week, pray that God will open the eyes of kids you lead so that they would see Jesus as more beautiful than anything else. Pray that rather than running from Him and doing what is right in their own eyes, they will run to Jesus and find mercy in time of need. (Heb. 4:16)

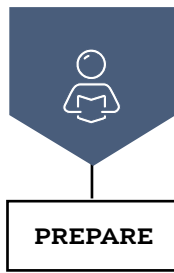
### MAJOR JUDGES OF ISRAEL

**Vocab Word:** Othniel, Ehud, and Shamgar

**Judges 4-5:** Deborah

**Judges 6-8:** Gideon

**Judges 13-16:** Samson



PRIOR TO TEACHING THE SESSION

## GATHER Supplies

Keep a regular supply of the following items available at all times: Bibles, pens or pencils, markers, crayons, colored pencils, scissors, glue or tape, paper.



### WELCOME

#### Activity Page

- ☐ “Hairdo You Do” activity page

#### Session Starter (Option 2)

- ☐ yarn



### LEARN

#### Introduce the Session

- ☐ countdown video

#### Big Picture Question

- ☐ Big Picture Question Poster

#### Review the Timeline

- ☐ Giant Timeline

#### Tell the Bible Story

- ☐ “God Used Samson” video
- ☐ Bible Story Picture Poster

#### Questions from Kids

- ☐ “Unit 9, Session 2” questions from kids video

#### Missions Moment

- ☐ “A Summer to Remember” missions video

#### Key Passage Activity

- ☐ Key Passage Poster
- ☐ “Eternal Life (Romans 6:23)” song
- ☐ worship song of your choice (optional)
- ☐ “Key Passage Flip Cards” printable



### LOVE

#### Discussion & Bible Skills

- ☐ Small Group Timeline and Map Set (optional)



### LIVE

#### Activity Choice (Option 1)

- ☐ index cards

#### Activity Choice (Option 2)

- ☐ Big Picture Question Poster
- ☐ dry erase board
- ☐ dry erase markers

#### Reflection and Prayer

- ☐ Bible Story Coloring Page (optional)





## WELCOME Kids

Greet each kid as he or she arrives. Use this time to collect the offering, fill out attendance sheets, build relationships, and help new kids connect to your group.

**SAY** “Who is the strongest person here today? Can you show me your muscles? What do you think you would need to do to get really strong? Today, we’re going to learn about one of the strongest men in the Old Testament: Samson.”

### 1 ACTIVITY PAGE (5 minutes)

Invite kids to complete “Hairdo You Do” on the activity page.

**SAY** “God promised to give Samson strength and make him a judge as long as Samson did not cut his hair. Let’s read more about what Samson did with his strength.”

### 2 SESSION STARTER (10 minutes)

#### ☐ OPTION 1: GUESS THE RIDDLE



Ask the class to listen to the following riddles. Allow kids to guess the answers after you read each one.

- How many months have 28 days?  
(All have 28 days or more.)
- What has hands and a face but no arms or head? (a clock)
- It belongs to you, but your friends use it more. (your name)
- It has a tail and a head but no body.  
(a coin)
- What two things can you never eat for breakfast? (lunch and dinner)
- Which word becomes shorter when you add two letters to it? (the word short)

**SAY** “Riddles are fun to solve! They often have a double or hidden meaning. In our Bible story today, Samson told a riddle to the Philistines. Do you think they figured out the answer?”

#### ☐ OPTION 2: BRAIDS

Cut three long pieces of yarn for each kid. Hold one end of the pieces together and tape them to a table, wall, or the floor. Show kids how to braid the yarn.

Once kids are proficient at braiding, announce that the kids will be racing to braid the string. At your signal to begin, kids should braid the strings all the way to the end. The kid who braids his strings the fastest wins.

**SAY** “Samson’s enemies, the Philistines, wanted to capture him, so they tried to learn the secret to Samson’s strength. At one point, Samson said that weaving his braids into loom would cause him to grow weak. Do you think that was true? We’ll find out.”

Transition from **WELCOME** to **LEARN**





## THE STORY OF THE GOSPEL

# INTRODUCE the Bible Story

### 1 INTRODUCE THE SESSION (3 minutes)

Show the countdown video as you transition to introduce the Bible story. Set it to end as the session begins.

**SAY** “Welcome, friends! I love that you are all here today. I hope you are excited to study the Bible with me. Who brought a Bible today? **[Distribute Bibles to any kids who need one.]** The Bible is trustworthy because it is God’s Word. The Bible helps us know and love God more. Reading the Bible can help us grow strong in our faith.

Today’s story is about a man who was physically strong. Who here thinks they are strong? Do you think you are strong enough to kill a lion with your bare hands? **[Allow responses.]** If someone tied you up with ropes, do you think could get free? **[Allow responses.]** Are you strong enough to push down the pillars of a building and make the whole building collapse? **[Allow responses.]** Today, we’re going to read about Samson. He actually was strong enough to do these things! ”

### 2 BIG PICTURE QUESTION (1 minute)

**SAY** “Last week, we learned a new big picture question. If you remember what it is, shout it out. **[Allow responses.]** Way to go! **What is the fair payment for sin?** Sin is a serious problem. God is holy and just. Our sin carries a serious punishment. Does anyone remember the big picture answer? **[Allow responses.]** Very good! **The fair payment for sin is death.**

Every person is born a sinner. There’s nothing we can do to meet God’s perfect standard of holiness, and because God is perfectly holy, all sin deserves death. We all face physical death, but if we die without a right relationship with God, we experience spiritual death too. That’s bad news. The good news is that God is merciful and loving. He made the way for us to be saved from our sins. God sent His Son, Jesus, to take the punishment we deserve. ”

### 3 REVIEW THE TIMELINE (1 minute)

Show the giant timeline. Point to individual Bible stories as you review.

**SAY** “Last week, we learned that the Israelites were stuck in a cycle of sin. The people of Israel would sin, suffer and repent, obey God for a little bit, and then sin again. God raised up judges to help them obey, and that worked for a little while, but the judges were not a permanent fix. The judges helped with the consequences of their sin, but they couldn’t fix the people’s sinful hearts. This week we will learn about a specific judge named Samson. God made Samson very strong, but Samson made many foolish choices. Listen to the Bible story. ”



## THE STORY OF THE GOSPEL

### LEARN the Bible Story

#### 1 TELL THE BIBLE STORY: VIDEO OR STORYTELLER (10 minutes)

Open your Bible to Judges 13–16. Use the Bible storytelling tips to help you tell the story, or show the Bible story video “God Used Samson.” Use the bold text to retell or review the story.

#### GOD USED SAMSON

“The Israelites were God’s people, but they were stuck in a pattern of ignoring God, being attacked by enemies, and then calling out to God to rescue them. When the Israelites ignored God again, God let their enemies, the Philistines, rule over them.

One day, the angel of the LORD spoke to a man and his wife. The angel said that they would have a son, and their son would save God’s people from the Philistines. God had special instructions for their son: He should never cut his hair.

The couple had a baby boy, and they named him Samson. God made Samson strong. When Samson grew up, he decided he wanted to marry a Philistine woman. Samson and his parents went to meet her.

Along the way, a lion jumped out and Samson killed the lion. Later, bees made honey in the lion’s body. Samson ate some of the honey and gave some to his parents.

When Samson got married, he told a riddle to a group of Philistines at the wedding:

Out of the eater came something to eat,  
and out of the strong came something sweet.

The riddle was about the lion and the honey, but the Philistines could not figure it out. They asked Samson’s bride for help. She told the men the answer. Samson was angry, and he left without his wife. When he went back to get her, she was gone.

Samson ran away to another city, where he fell in love with a woman named Delilah. The Philistines wanted to know why Samson was so strong, so they gave Delilah money to help them find out.

Samson told Delilah, “If you tie me up, I will be weak.” But that was not true. Then Samson said, “If you weave my hair into a loom, I will be weak.” Again, this was a lie.

Finally, Samson told Delilah the truth: “If you cut my hair, I will be weak.” So when Samson was sleeping, a Philistine came and cut his hair. Samson wasn’t strong anymore. The Philistines grabbed him and took him away in chains.

One day, the Philistines made Samson stand between two pillars in their

#### STORYTELLING TIPS

**Wear a wig:** Wear a long wig or make one out of long pieces of yarn. Put the wig on when Samson is introduced. Ask another leader to braid the wig when Samson’s hair is woven. Ask another leader to cut the wig when Samson’s hair is cut.

**Act it out:** Wear Bible times clothing and tell the story from the perspective of Samson.



## THE STORY OF THE GOSPEL

**temple.** Samson cried out to God, “Lord, strengthen me once more.” So **God strengthened Samson. Samson pushed on the pillars and collapsed the temple. Samson and everyone in the temple died,** but Samson had saved the Israelites from the Philistines.

Christ Connection: Samson’s sin led to his own death, but God used his death to save the Israelites from their enemies. Samson’s story reminds us of Jesus. Jesus never sinned, but God sent Him to die on the cross and rise again to rescue people from sin and give them eternal life. ”

### 2 REVIEW THE BIBLE STORY

**SAY** ” Many people hear this story and think that Samson was strong because he had long hair. Is that why Samson was strong? No! Samson’s strength was God’s power working through him. Samson was supposed to never cut his hair because he was set apart to be used by God. His long hair was a symbol of his dedication to God. But Samson showed by his actions that he wasn’t really all that dedicated to God.

God had instructed the Israelites not to marry women who did not worship God, but Samson married a Philistine woman. The Israelites were supposed to keep their marriage vows, but Samson loved Delilah, who wasn’t his wife. But even though Samson chose to sin in these ways, he still never cut his hair, and God continued to give him strength to defeat the Philistines.

However, when Delilah accused Samson of not loving her, he told her about the Nazarite vow, and how his hair was never to be cut. God left Samson because Samson had betrayed his promise to God, showing again that he cared more about his own way than he did about honoring God.

God still used Samson, though, didn’t He? Samson was treated awfully by the Philistines. Samson realized that he needed God and cried out to God for help, so God gave Samson strength one last time. Samson gave his life to save the Israelites from their enemy, the Philistines. ”

### 3 CHRIST CONNECTION

**SAY** ” Samson’s sin led to his own death, but God used his death to save the Israelites from their enemies. Samson’s story reminds us of Jesus. Jesus never sinned, but God sent Him to die on the cross and rise again to rescue people from sin and give them eternal life. ”

(Tip: Use Scripture and the Gospel Plan Poster to explain how to become a Christian. Make sure kids know when and where they can ask questions.)

### 4 QUESTIONS FROM KIDS (3 minutes)

Show the “Unit 9, Session 2” questions from kids video. Prompt kids to discuss:

1. Is it OK to be friends with someone who doesn’t believe in God?
2. How can you show love to those who don’t follow Jesus?



## THE STORY OF THE GOSPEL

### 5 MISSIONS MOMENT (3 minutes)

**SAY** “ Samson used riddles to try to trick the Philistines. When we live on mission, we try to help people be freed from the tricks and lies of Satan so they can love Jesus. ”

Play the missions video.

**SAY** “ One day you might go on a mission trip without your family. Until then, what are some things you can do at home to help students like Mark and missionaries in other countries? [Invite kids to share ideas.] We can give money, pray, learn about missions, encourage missionaries, and so forth. ”

Ask a volunteer to pray that God will call more people of all ages to missions.

### 6 KEY PASSAGE ACTIVITY (5 minutes)

Show the key passage poster. Lead kids in reading aloud Romans 6:23 together.

**SAY** “ Romans 6:23 is good news for us! God wants to give us the gift of life. Life that is eternal, everlasting, and forever. Through Jesus, our sin can be forgiven and we can have life with Him! ”

Print and cut apart the “Key Passage Flip Cards” printable. Make enough copies so that each kid has a flip card. Challenge kids to work through the levels from one to four, filling in the blanks to complete the key passage. After each level, kids should fold that level under so that it is not visible while working on the next level.

Lead kids to sing “Eternal Life (Romans 6:23).” You may also choose to sing a worship song of your choice.

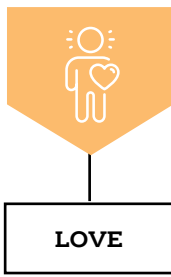
### 7 PRAY (2 minutes)

Invite kids to pray before transitioning to Love.

**SAY** “ Father God, thank You for Your Word. Help us understand how Samson points us to Jesus. You sent Your Son to live a perfect life and die on the cross for our sins. Thank You for rescuing us from our sins. Amen. ”

Transition from **LEARN** to **LOVE**





## THE GOD OF THE GOSPEL

### LOVE God by Applying the Story

#### 1 REVIEW & BIBLE SKILLS (5 minutes)

Distribute Bibles. Guide boys and girls to open their Bibles to Judges 13–16. Explain that the kids can use the table of contents to find books in the Bible. The Book of Judges tells us about the time after the Israelites conquered the promised land. God raised up judges to help lead the Israelites and save the people from the consequences of their sin.

Choose a volunteer to read aloud Judges 16:21-31 or ask the kids to follow along as you read the verses aloud. Consider pointing out the location of Gaza (12) on the Old Testament Kingdoms Map.

**SAY** “As a consequence of the Israelites’ sin, God allowed the Philistines to rule over them. God raised up Samson to rescue the Israelites from their enemies. Samson died saving the Israelites from the Philistines. Samson’s story reminds us of Jesus. Jesus never sinned, but His death was part of God’s plan to save sinners.”

#### 2 GROUP DISCUSSION (10 minutes)

Ask the following questions. Lead the group to discuss.

**SAY** “What did the angel tell Samson’s mother and father?”

Guide kids to recall that an angel of the Lord visited Samson’s parents. The angel told them that they would have a son that would help rescue the Israelites from the Philistines. The angel gave very clear instructions: don’t ever cut his hair.

**SAY** “How did Samson’s sin lead to his death?”

Discuss the consequences of Samson’s sin. Samson was supposed to be a Nazarite, someone set apart for special devotion to God. Samson’s hair was a symbol of his vows, but in many ways, Samson ignored God’s law in favor of doing whatever he wanted. Samson’s sinful desires led him to love Delilah, a woman who cared about money, not Samson. When Samson told her about his Nazarite vow, it showed he loved her more than God, and so God took his strength, allowing him to be captured.

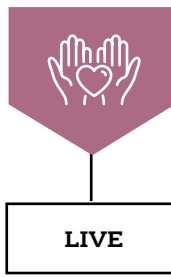
**SAY** “How did God use Samson’s death to save Israel?”

Point out that after being captured, Samson prayed that God would give him strength just one more time. God strengthened Samson once more. When Samson pushed down the columns of the temple, it collapsed on the Philistines as well as Samson. God used Samson’s death to deliver the Israelites from the Philistines.

Transition from **LOVE** to **LIVE**







## THE MISSION OF THE GOSPEL

### LIVE the Mission

#### 1 ACTIVITY CHOICE (10 minutes)

##### ☐ OPTION 1: TELEPHONE



Before class, write a few random phrases on index cards. Guide the kids to stand side by side in a line, and allow the first kid to choose a card. She will whisper the phrase to the next kid, who will pass along exactly what he heard. Continue down the line until the last kid announces the message.

Instruct the first kid to read the original message to demonstrate how much it changed as it went down the line. Play several rounds, switching the first person in line each time.

**SAY** “ Samson’s riddles were meant to confuse the Philistines, but we never want the message of the gospel to get mixed up or twisted. Thankfully, the gospel is recorded perfectly in God’s Word. We can always trust that the Bible is true and right. Missionaries are doing the most important thing when they go and tell others about Jesus. We can be a part of that, too! Maybe someday you will take a mission trip and tell people in other countries the truth of the gospel. ”

##### ☐ OPTION 2: GOD USES SINNERS

Write the names of people from the Bible on a dry erase board. Challenge the class to think of times those people did the wrong thing and ways God still used them in His plans. Consider the following people. Provide Bibles and give references for kids to find and read if they need help:

- Adam: sinned in the garden of Eden, God made him as the father of humanity
- Jacob: tricked his father Isaac, was the head of the nation of Israel
- Moses: killed an Egyptian, led the Israelites out of Egypt
- Samson: was not faithful to his wife, rescued the Israelites from the Philistines

**SAY** “ Samson is just one of many people in the Bible who failed to obey God perfectly. But God still uses sinners in His plan to share His love with the world. Jesus forgives our sin. We can be part of God’s story to share the good news of Jesus with others. ”

#### 2 REFLECTION AND PRAYER (5 minutes)

Distribute a sheet of paper and pencil to each kid. Ask the kids to write about or draw a picture to answer the following questions:

- What does this story teach me about God or the gospel?
- What does this story teach me about myself?
- Who can I tell about this story?

Be sure to send the sheets home with the kids along with the activity pages so parents can continue to discuss the Bible story with their kids. If time remains, take prayer requests or allow kids to complete the Bible story coloring page. Pray for your group.



UNIT 9 | SESSION 3

## GOD PROVIDED FOR RUTH

### RUTH

#### KEY PASSAGE:

Romans 6:23

#### BIG PICTURE QUESTION:

What is the fair payment for sin? The fair payment for sin is death.

#### CHRIST CONNECTION:

Boaz was a family redeemer. He helped his close relatives who were in trouble. Boaz cared for Ruth and Naomi because their husbands had died. In a similar way, Jesus is our Redeemer. We need help because we sin. Jesus bought our salvation for us by taking our punishment when He died on the cross.



## PRIOR TO TEACHING THE SESSION



## LEADER Bible Study

The story of Ruth is an incredible story. We see how gracious and good God is. We see the providential care God has for a woman who was not Jewish. She was from Moab—a descendant of Lot, not a child of Abraham. Yet, she became a recipient of God's promise to Abraham because salvation is a gift and is received by faith.

Ruth was married to a Hebrew man who died. She returned to Israel from Moab with her mother-in-law. Ruth was an outsider, a woman without a husband in a land that was not her own. Ruth was vulnerable, but what we see so beautifully in her story is that God protected her and provided for her. In the middle of a famine, God provided food to sustain Ruth. God did more than that; He ultimately provided a husband who redeemed her and saved her from destruction.

Ruth is a picture of what it looks like to trust God in the hard seasons of life. The story of Ruth is the story of you and me. We are outsiders who have no hope in a world cursed by sin. But God did not leave us that way. He provides for us, sustains us, and ultimately redeems us through Jesus.

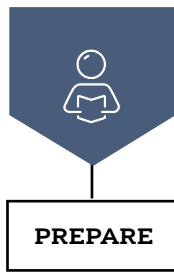
Ruth brought nothing to her relationship with Boaz but her own need. Boaz saw Ruth, loved her, and redeemed her. From this loving act of redemption, it was from the

family of their great-grandson that Jesus would come into the world and in His great love for people, redeem all who put their trust in Him alone.

God shows us His desire to redeem all those who belong to Him by including Ruth in the lineage of Jesus. Remember that in Jesus, we have hope no matter how hopeless our situation looks. Jesus is more than just a friend. He is our kinsman-redeemer.

### PLACES TO KNOW

**Moab:** ancient kingdom on a narrow strip of land east of the Dead Sea which today is part of Jordan



PRIOR TO TEACHING THE SESSION

## GATHER Supplies

Keep a regular supply of the following items available at all times: Bibles, pens or pencils, markers, crayons, colored pencils, scissors, glue or tape, paper.



### WELCOME

#### Activity Page

- ☐ "The Right Redeemer" activity page

#### Session Starter (Option 1)

- ☐ large bowls, 4
- ☐ uncooked rice
- ☐ small cups, 2
- ☐ timer



### LEARN

#### Introduce the Session

- ☐ countdown video

#### Big Picture Question

- ☐ Big Picture Question Poster

#### Review the Timeline

- ☐ Giant Timeline

#### Tell the Bible Story

- ☐ "God Provided for Ruth" video
- ☐ Bible Story Picture Poster

#### Questions from Kids

- ☐ "Unit 9, Session 3" questions from kids video

#### Missions Moment

- ☐ "Brody Brewer Poster" printable

#### Key Passage Activity

- ☐ Key Passage Poster
- ☐ "Eternal Life (Romans 6:23)" song
- ☐ worship song of your choice (optional)
- ☐ strips of yellow paper



### LOVE

#### Discussion & Bible Skills

- ☐ Small Group Timeline and Map Set (optional)



### LIVE

#### Activity Choice (Option 1)

- ☐ "Ax Match Up" printable

#### Activity Choice (Option 2)

- ☐ Big Picture Question Poster
- ☐ play money
- ☐ toy catalogs
- ☐ index cards (optional)

#### Reflection and Prayer

- ☐ Bible Story Coloring Page (optional)



## WELCOME Kids

Greet each kid as he or she arrives. Use this time to collect the offering, fill out attendance sheets, build relationships, and help new kids connect to your group.

**SAY** “Has anyone ever been the ‘new kid’? It can be hard to be in a new place without lots of friends. Today, we’re going to read about Naomi, who moved to a new town. She was having a hard time, but God gave her a good friend in a woman named Ruth.”

### 1 ACTIVITY PAGE (5 minutes)

Invite kids to complete “The Right Redeemer” on the activity page.

**SAY** “Have you ever heard the word redeemer? Redeem means “to buy back.” So a redeemer is someone who pays a price to free someone from something. In today’s Bible story, we will see how God provided a family redeemer for Ruth and the ultimate Redeemer for sinners. We’ll find out what Ruth needed to be freed from and we need to be freed from.”

### 2 SESSION STARTER (10 minutes)

#### ☐ OPTION 1: GATHER THE GRAIN

Fill two large bowls with uncooked rice and place them at one end of the room. Place two empty bowls at the other end of the room. Form two teams of kids and direct each team to line up behind an empty bowl.

Give the first player on each team a small cup. Explain that at your signal, players will take turns traveling to the rice and using the cup to carry a scoop back to the empty bowl. After about five minutes, end the game. The team with the most rice in its bowl at the end of the race wins.

**SAY** “Was it easy to gather those grains of rice? What if you didn’t have a cup and had to pick up the grains with your fingers? In our Bible story, we will learn about a woman who gathered fallen grain by hand. Why do you think she had to do that?”

#### ☐ OPTION 2: FAMILY PORTRAIT



Provide paper and crayons or markers for kids to draw a picture of their family and write each family member’s name. Encourage them to include as many extended family members (grandparents, aunts, uncles, cousins) as they can think of.

Allow the kids to share their family portraits and point out a favorite family member and explain their relationship. Be sensitive to kids’ unique family situations.

**SAY** “Family is really important, isn’t it? Today, we’re going to learn about a woman named Ruth. She lost many of her family members but chose to stay with and help her mother-in-law. Let’s get ready to hear more about Ruth and Naomi.”

Transition from **WELCOME** to **LEARN**





## THE STORY OF THE GOSPEL

# INTRODUCE the Bible Story

### 1 INTRODUCE THE SESSION (3 minutes)

Show the countdown video as you transition to introduce the Bible story. Set it to end as the session begins.

**SAY** “ Hey! Welcome back, everyone. Seeing you all here brings a smile to my face week after week. I just love gathering with you to study the Bible. Speaking of Bibles, who brought their Bible this week? **[Allow responses and distribute Bibles to any kids who need one.]** Studying the Bible helps us understand how bad sin is, but it also teaches us the way we can be free from sin.

Has anyone here ever been rescued from a bad situation? Maybe you fell in the pool and someone jumped in to save you. Maybe you fell off of something high and someone caught you. Does anyone have a story like that to share? **[Allow responses.]** Today’s Bible story is about two women who really needed help. A man named Boaz came to the rescue and saved them. As we read the story of Boaz, think about how Boaz reminds us of Jesus. ”

### 2 BIG PICTURE QUESTION (1 minute)

**SAY** “ Jesus came because we needed Him. We needed to be saved from our sin, and we can’t save ourselves. Jesus lived a perfect life on earth and took the punishment we deserve for our sin. He died on the cross to pay for our sin. That may seem unfair for Jesus to have to die. But what have we learned from our big picture question? **What is the fair payment for sin? The fair payment for sin is death.** ”

### 3 REVIEW THE TIMELINE (1 minute)

Show the giant timeline. Point to individual Bible stories as you review.

**SAY** “ We can clearly see how serious sin is when we look at the history of the Israelites. Can anyone tell us about the story we learned two weeks ago? **[Allow responses.]** Great! God’s people kept sinning. God raised up judges to help them, but the Israelites were stuck in a cycle of sin. Do you remember last week’s Bible story? **[Allow responses.]** Thank you! God used Samson’s death to save the Israelites from their enemies. Remember that all the stories in the Bible fit together to tell us one big story about Jesus. As you listen to the story, think of how Ruth’s story points to Jesus. ”





## THE STORY OF THE GOSPEL

### LEARN the Bible Story

#### 1 TELL THE BIBLE STORY: VIDEO OR STORYTELLER (10 minutes)

Open your Bible to Ruth. Use the Bible storytelling tips to help you tell the story, or show the Bible story video “God Provided for Ruth.” Use the bold text to retell or review the story.

#### GOD PROVIDED FOR RUTH

“ Naomi lived in the land of Judah with her husband and two sons. There was a famine in the land, so Naomi and her family decided to go to Moab (MOH ab). While they were there, Naomi’s husband died.

Naomi’s sons married women from Moab: Orpah and Ruth. They all lived in Moab for 10 years, and then Naomi’s sons died. Naomi, Orpah, and Ruth were all alone. Since the famine was over, Naomi decided to go home to Judah.

The women were very sad to leave each other. Orpah returned home, but Ruth clung to Naomi. Ruth said, “Wherever you go, I will go, and wherever you live, I will live; your people will be my people, and your God will be my God.” So Naomi and Ruth returned to the land of Judah together.

Ruth and Naomi needed food, so Ruth went into the fields to gather fallen grain. She happened to go to the field of Boaz, a good man from the family of Naomi’s late husband. Boaz saw Ruth in his field. He had heard about Ruth and how she had been kind to Naomi, so Boaz told Ruth to stay in his field. Boaz made sure Ruth was safe and had enough food.

After Ruth gathered grain, she went back to Naomi and told her about Boaz. “He is one of our family redeemers,” Naomi explained. A family redeemer was someone who would help his close relatives if they were in trouble.

Naomi wanted to make sure Ruth had a husband to care for her, so she gave Ruth special instructions. Ruth put on her best clothes and laid down near Boaz’s feet. In this way, Ruth showed Boaz that she hoped he would marry her. Boaz was surprised to see Ruth there. Ruth explained, “You are a family redeemer.”

So Boaz stood before the elders in the town and made an agreement. He promised to redeem Ruth, which meant he would buy back the land that Naomi lost after her husband died, and he would marry Ruth.

Later, Ruth and Boaz had a son named Obed. When Obed grew up, he was the father of Jesse, who was the father of King David.

Christ Connection: Boaz was a family redeemer. He helped his close relatives who were in trouble. Boaz cared for Ruth and Naomi because their husbands had died. In a similar way, Jesus is our Redeemer. We need help because we sin. Jesus bought our salvation for us by taking our punishment when He died on the cross. ”

#### STORYTELLING TIPS

**Act it out:** Tell the story dressed up as Ruth or ask a volunteer dress up and tell the story. Act as though you really lived the story and want to tell the kids what happened.

**Use pictures:** Search online for pictures of the different people or scenes from the story to display as you tell the story to help kids visualize what the people and location of the story might have looked like.



## THE STORY OF THE GOSPEL

### 2 REVIEW THE BIBLE STORY

**SAY** “ In Old Testament times, families usually lived all together. Naomi and her husband had two sons. They lived in Judah, but there was a famine. A famine means that there was not enough food growing, so they had no food to eat. Naomi’s family moved to Moab.

While they lived in Moab, Naomi’s husband died. Her sons took care of her. Her sons married women from Moab, but eventually the sons died too. Now who would take care of Naomi? Since the famine was over, Naomi decided to move back to Judah. Her son’s wife Ruth stayed with her. Ruth was kind and cared for Naomi.

Although Ruth was faithful and hard-working, gathering leftover grain from Boaz’s field wasn’t easy. It would have been very difficult for Ruth to gather enough for both she and Naomi to live on. In those days, women couldn’t just go get a job the same way men could, so Naomi and Ruth needed God to help them and provide for them.

God’s law had special rules for what should happen when husbands died and women had no sons to care for them. In those cases, a family member of the husband could marry the woman and become her new husband. This family member was called a family redeemer. Boaz was a relative of Naomi’s, and he was able to serve as the family redeemer. Boaz married Ruth, redeeming her. Boaz and Ruth were the great-grandparents to King David. Jesus came from King David’s family line and saved us from our sin. Jesus redeems us to His family forever. ”

### 3 CHRIST CONNECTION

**SAY** “ Boaz was a family redeemer. He helped his close relatives who were in trouble. Boaz cared for Ruth and Naomi because their husbands had died. In a similar way, Jesus is our Redeemer. We need help because we sin. Jesus bought our salvation for us by taking our punishment when He died on the cross. ”

(Tip: Use Scripture and the Gospel Plan Poster to explain how to become a Christian. Make sure kids know when and where they can ask questions.)

### 4 QUESTIONS FROM KIDS (3 minutes)

Show the “Unit 9, Session 3” questions from kids video. Prompt kids to discuss:

1. What should I do if my parents are making me move away and I don’t want to?
2. Why can we trust God even in hard circumstances?

### 5 MISSIONS MOMENT (3 minutes)

Show the pictures of Brody Brewer and his family.

**SAY** “ Ruth worked hard gathering grain to provide for Naomi. Soon, God provided for Ruth through Boaz, the family redeemer. In 2020, Brody worked hard to learn a new hobby. He would grind and polish old axes and make new handles for them. It takes Brody six to eight hours to restore an ax.



## THE STORY OF THE GOSPEL

Brody began selling his creations so that he could give money to missions. Thanks to Brody's hard work and the generous giving of other Christians, Brody's church exceeded their missions offering goal by over \$5,000! God used Brody's hobby as a way to help missionaries. ”

Invite a volunteer to pray that Brody's work and giving will have an impact all over the world.

### 6 KEY PASSAGE ACTIVITY (5 minutes)

Before the session, write each word of the key passage on a strip of yellow paper. Hide the strips around the room.

Show the key passage poster. Lead kids in reading aloud Romans 6:23 together.

**SAY** “ We're going to gather the words like Ruth gathered grain. When we put the words in order, think about what this passage tells us. God made a way for us, even in our sin, to have eternal life with Him! ”

Challenge the kids to gather the strips and put the words in the correct order of the key passage. Invite the kids to read the key passage three times. Continue hiding the word strips and putting them in order as time allows. Then lead kids to sing “Eternal Life (Romans 6:23).” You may also choose to sing a worship song of your choice.

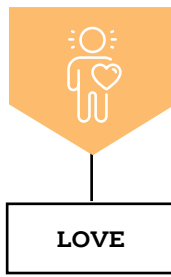
### 7 PRAY (2 minutes)

Invite kids to pray before transitioning to Love.

**SAY** “ Lord God, thank You for Your Word. Boaz reminds us of Jesus, our Redeemer. Thank You for giving us salvation from our sins through Him. Amen. ”

Transition from **LEARN** to **LOVE**





## THE GOD OF THE GOSPEL

### LOVE God by Applying the Story

#### 1 REVIEW & BIBLE SKILLS (5 minutes)

Distribute Bibles. Guide boys and girls to open their Bibles to Ruth 1–4. Explain that the Book of Ruth comes right after the Book of Judges. There are only two Books in the Bible named after women. Challenge the kids to name the other book besides Ruth. (Esther)

Choose a volunteer to read aloud Ruth 4:1-22. If there are no strong readers in your group, ask the kids to follow along as you read the verses aloud. Consider pointing out the location of Judah (J3) and Moab (K7) on the Old Testament Kingdoms Map.

**SAY** “Ruth’s husband died, but Ruth remained faithful to her mother-in-law, Naomi. Ruth and Naomi needed food. Ruth collected leftover grain from a field, but they needed more than just leftover grain. They needed to be redeemed. Boaz became Ruth’s family redeemer. He bought back the family land for Naomi to have. He redeemed and married Ruth. Boaz and Ruth are important parts of the genealogy of Jesus. King David was their great-grandson and an ancestor of Jesus, our Redeemer. Jesus redeems us from our sin and brings us into God’s family.”

#### 2 GROUP DISCUSSION (10 minutes)

Ask the following questions. Lead the group to discuss.

**SAY** “Why was Ruth’s devotion to Naomi so amazing?”

Point out that Ruth was not an Israelite woman. Even so, Ruth promised to stay with Naomi and follow her wherever she went. Instead of abandoning Naomi, Ruth became Naomi’s family and put her faith in the one true God.

**SAY** “How does Boaz point to Jesus?”

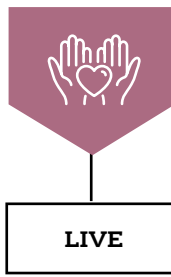
Help kids recognize that Boaz redeemed Ruth to provide everything she and Naomi needed. Even though Ruth had nothing to offer Boaz, Boaz still loved her. In a similar way, we cannot earn salvation from Jesus. We are all dead in sin, but Jesus still loves us. Jesus died on the cross and rose again so that everyone who trusts Him will be redeemed. Jesus provides for all our needs.

**SAY** “Why did Ruth need a family redeemer?”

Explain that in the times of Naomi and Ruth, only men owned homes or land. When Naomi and Ruth’s husbands died, they did not own any property anymore. They needed a man from their family to buy back the land and take care of them. Boaz was a man from Naomi’s family. Boaz was willing to buy back the land for Naomi and marry Ruth. Boaz was their family redeemer.

Transition from **LOVE** to **LIVE**





## THE MISSION OF THE GOSPEL

### **LIVE** the Mission

#### **1 ACTIVITY CHOICE** (10 minutes)

##### ☐ **OPTION 1: AX MATCH**



Before class, print copies of the “Ax Match Up” printable. Cut apart the ax heads and handles and mix them up.

Give each kid an ax head or handle from “Ax Match Up” and explain that they are going to put axes together like Brody. Show the kids that each piece in their hands has a half a sentence on it. Direct them to go around the room looking for another person who can complete their ax by completing the sentence.

After all of the kids have put their axes together, ask them to take turns reading the sentences aloud. Encourage the kids to suggest ways they could help missionaries with the interests and abilities on the axes.

**SAY** “ Do you remember what hard work Brody does when he finds old axes? (He grinds and polishes the ax head and makes a new handle for it.) Today, we learned that Ruth worked hard to provide for Naomi and herself. God provided for them in a better way through Boaz, a family redeemer. ”

##### ☐ **OPTION 2: AUCTION**



Provide each kid with ten pieces of play money. Explain what an auction is—a sale in which people take turns making offers of how much they are willing to spend on each item, and the person who offers the greatest amount is allowed to buy the item at that price.

Show a picture of a toy or game from a catalog. Allow kids to call out bids for how much they are willing to pay, and the kid who offers the greatest amount will be allowed to cut the picture from the catalog to take home. Kids may only bid with play money they actually have.

**SAY** “ It’s fun to think about buying toys and activities! It’s not so fun to think about paying for all the things we’ve done wrong. But we all have sin in our hearts and we must pay for our sin. Thankfully Jesus died so we don’t have to. Our sin has been paid and we are forgiven! ”

#### **2 REFLECTION AND PRAYER** (5 minutes)

Distribute a sheet of paper and pencil to each kid. Ask the kids to write about or draw a picture to answer the following questions:

- What does this story teach me about God or the gospel?
- What does this story teach me about myself?
- Who can I tell about this story?

Be sure to send the sheets home with the kids along with the activity pages so parents can continue to discuss the Bible story with their kids. If time remains, take prayer requests or allow kids to complete the Bible story coloring page. Pray for your group.



UNIT 9 | SESSION 4

## GOD PROVIDED FOR HANNAH

1 SAMUEL 1–3

### KEY PASSAGE:

Romans 6:23

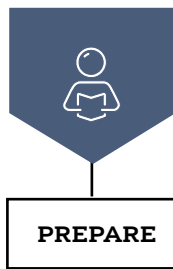
### BIG PICTURE QUESTION:

What is the fair payment for sin? *The fair payment for sin is death.*

### CHRIST CONNECTION:

Hannah trusted God and sent Samuel away from home to serve God with his whole life. God sent Jesus from heaven to earth to be our Savior. Just as Samuel used God's words to tell people about God, Jesus—the Word who became flesh—perfectly shows us what God is like.





## PRIOR TO TEACHING THE SESSION



## LEADER Bible Study

When was the last time you prayed fervently to God? What did you need? Did He answer in a way you expected?

When Hannah wanted a baby, she cried out to God with great earnestness so much that the priest Eli thought she was drunk. Hannah had confidence that God heard her prayer. She understood that one of the evidences of the understanding and the belief that God hears and answers prayer is persistence in prayer.

Hannah prayed with a passion and bitterness of heart that looked to God at first and fixed her gaze upon the Lord only. She didn't even notice Eli watching her. She believed that God heard and God acted as a result of our small prayers. She prayed with passion because she believed God heard her.

But what if our prayers seem not to be heard? Hannah is a great example for us of what C. H. Spurgeon observed about prayer in his book *Illustrations and Meditations*: "Frequently the richest answers are not the speediest ... A prayer may be all the longer on its voyage because it is bringing us a heavier freight of blessing. Delayed answers are not only trials of faith, but they give us an opportunity of honoring God by our steadfast confidence in Him under apparent repulses."

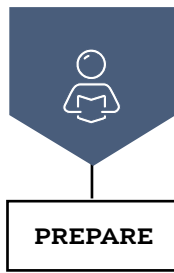
Finally, Hannah's persistence in prayer

showed that she understood she could not fix her situation but the all-powerful God who hears and acts could. The next year, Hannah came with a baby in her arms. A baby she named Samuel, which means "God heard." Samuel's life was a constant reminder to Hannah and all of Israel that God lives, hears, and acts.

As you prepare to serve kids through teaching, remember that even prayers that seem to be delayed are meant to strengthen our resolve to pray and to honor God with a confidence that can't be shaken. We serve a God who hears us, and because He hears us, no prayer is too small or too big that we can't bring Him.

### PEOPLE TO KNOW

**Samuel:** Israelite priest and prophet who was Israel's last judge



PRIOR TO TEACHING THE SESSION

## GATHER Supplies

Keep a regular supply of the following items available at all times: Bibles, pens or pencils, markers, crayons, colored pencils, scissors, glue or tape, paper.



### WELCOME

#### Activity Page

- ☐ “Pour Out Your Heart” activity page



### LEARN

#### Introduce the Session

- ☐ countdown video

#### Big Picture Question

- ☐ Big Picture Question Poster

#### Review the Timeline

- ☐ Giant Timeline

#### Tell the Bible Story

- ☐ “God Provided for Hannah” video
- ☐ Bible Story Picture Poster

#### Questions from Kids

- ☐ “Unit 9, Session 4” questions from kids video

#### Key Passage Activity

- ☐ Key Passage Poster
- ☐ “Eternal Life (Romans 6:23)” song
- ☐ worship song of your choice (optional)
- ☐ sticky notes



### LOVE

#### Discussion & Bible Skills

- ☐ Small Group Timeline and Map Set (optional)



### LIVE

#### Reflection and Prayer

- ☐ Bible Story Coloring Page (optional)



## WELCOME Kids

Greet each kid as he or she arrives. Use this time to collect the offering, fill out attendance sheets, build relationships, and help new kids connect to your group.

**SAY** “What is the last thing you asked God to do for you? Did He provide in the way you asked or in a different way? Today, we’re going to learn about Hannah, who asked God to give her something very special. Let’s see if He provided in the way Hannah thought He would.”

### 1 ACTIVITY PAGE (5 minutes)

Invite kids to complete “Pour Out Your Heart” on the activity page.

**SAY** “God tells us in Matthew 7:7 that God wants us to ask for the things we want. In 1 Peter 5:7, we learn that we can give all our cares to God because He cares for us. God wants us to trust Him with things that are important to us.”

### 2 SESSION STARTER (10 minutes)

#### ☐ OPTION 1: MOTHER, MAY I?



Lead kids in playing a game of “Mother, May I?” Direct kids to stand shoulder to shoulder at one side of the room. Stand at the other side and invite kids to take turns asking permission to approach: “Mother, may I take [any number] steps?”

Respond by saying “Yes,” “No,” or “Not yet.” If you say “Not yet,” a player should silently count to 30 before taking the steps forward. Play until several kids reach you at the other side of the room.

**SAY** “That was fun. God always has answers to our prayers. Sometimes God’s answer is yes, sometimes His answer is no, and sometimes He says not yet. God knows what’s best for us and when it’s best for us.”

#### ☐ OPTION 2: WHOSE VOICE?

Direct the kids to sit in a circle with their eyes closed. Tap one player on her shoulder. This player should move quietly to the center of the circle and say, “Samuel, Samuel.” She may attempt to disguise her voice.

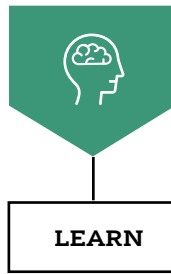
With eyes closed, kids will raise their hand to guess whose voice is speaking. Allow up to three kids to make a guess.

If a kid guesses correctly, reset the game and play again. If no one guesses correctly, the speaker will speak again. Continue playing as time allows.

**SAY** “It wasn’t always easy to guess who was talking. In our Bible story today, Samuel heard someone calling his name, but he didn’t realize who was speaking to him. Let’s read more to find out who was calling, ‘Samuel, Samuel.’”

Transition from **WELCOME** to **LEARN**





## THE STORY OF THE GOSPEL

# INTRODUCE the Bible Story

### 1 INTRODUCE THE SESSION (3 minutes)

Show the countdown video as you transition to introduce the Bible story. Set it to end as the session begins.

**SAY** “Hey, everyone! I am so glad that you are here. Week after week, we gather to study the Bible together. The Bible is God’s Word, and it tells us everything we need to know about God’s love for us and how we can love God and honor Him with our lives. How many of you brought a Bible today? [Distribute Bibles to kids who need one.] The Bible teaches us that God is our Father and we can ask Him for everything we need.

What is something that you asked your parents to buy you? Did they? [Allow responses.] Today, we’re going to hear about a woman named Hannah who asked God for something special. God tells us to ask Him for what we want. Sometimes God gives to us what we ask for and sometimes He doesn’t. God always does what is best. God wants to give us good gifts because He loves us, and He does everything for His glory and our good.”

### 2 BIG PICTURE QUESTION (1 minute)

**SAY** “God says in His Word that sin is serious. Sin requires a payment. We don’t get to decide what the payment for sin should be. God decides. Here is our big picture question: **What is the fair payment for sin?** [Allow responses.] Yes! **The fair payment for sin is death.** We deserve to die for our sins. That’s bad news. But we don’t have to die. The good news is that God loves us and He sent Jesus to die in our place. Jesus died on the cross two thousand years ago and rose from the dead so everyone who trusts in Him has forgiveness and life with God forever.”

### 3 REVIEW THE TIMELINE (1 minute)

Show the giant timeline. Point to individual Bible stories as you review.

**SAY** “Over the last few weeks, we’ve seen how serious sin is in the stories about the Israelites from the Book of Judges. First, we learned that the judges couldn’t completely save the Israelites from their sin. Next, we saw how God used Samson’s death to save the Israelites from their enemies. Last week, we learned that God provided a family redeemer for Ruth as a part of His plan to send a greater Redeemer for all sinners. All of these Bible stories point us to Jesus. Jesus provides for our greatest need to be saved from our sins. Let’s hear how God provided for Hannah.”



## THE STORY OF THE GOSPEL

### LEARN the Bible Story

#### 1 TELL THE BIBLE STORY: VIDEO OR STORYTELLER (10 minutes)

Open your Bible to 1 Samuel 1–3. Use the Bible storytelling tips to help you tell the story, or show the Bible story video “God Provided for Hannah.” Use the bold text to retell or review the story.

#### GOD PROVIDED FOR HANNAH

“ In a land called Ephraim (EE fra ihm), a man named Elkanah (el KAY nuh) lived with his wife Hannah. Hannah was sad because she really wanted children, but she didn’t have any.

Every year, Elkanah went to the tabernacle to make sacrifices to God and to worship Him. Hannah went with him. She prayed: “Lord, if You give me a son, I will dedicate him to You. He will serve You all of his life.”

A priest named Eli sat nearby and watched Hannah pray. He couldn’t hear her, but he saw her lips moving. Eli thought something was wrong with Hannah.

“I’ve been pouring out my heart before the Lord,” she explained.

So Eli replied, “Go in peace. May God answer your prayers.”

Hannah and Elkanah returned home, and God answered her prayers. After some time, Hannah gave birth to a son. She named the baby Samuel.

When Samuel was a little older, Hannah took him to Eli at the tabernacle. “God answered my prayers!” she said. Hannah pledged Samuel to serve God, and she worshiped God. Then Hannah went back home and left Samuel with Eli to serve God. Every year, Hannah returned with a new robe for Samuel. God gave Hannah many more children too.

One night, Eli was in his bed and Samuel was lying in the tabernacle when Samuel heard someone call his name.

“Here I am,” Samuel replied. He ran to Eli. “Here I am; you called me.” But it wasn’t Eli. He told Samuel to go back to bed.

God called Samuel three times, and each time Samuel ran to Eli. “Here I am,” he said. Eli finally understood that God was calling to Samuel. He told Samuel how to respond.

So Samuel went back to his place, and God called, “Samuel, Samuel!”

This time, Samuel spoke up, “Speak, for Your servant is listening.” God told Samuel that He was going to judge Eli’s family for their sin. Eli’s sons served as priests in the tabernacle, but they were sinning against God.

The next day, Samuel was afraid to tell Eli what God had said, but he shared God’s message with Eli. As Samuel grew, God was with him. Everyone in Israel knew that Samuel was God’s messenger. God used Samuel to share His plan with

#### STORYTELLING TIPS

**Use dramatic voice:** As you tell the story, use a dramatic voice to convey some of the emotion Hannah must have felt as she pleaded with God for a son and later, when Samuel heard God’s voice.

**Pause and ask questions:** As you tell the story, pause to engage kids by asking questions like, “How would you feel if you heard God calling you in the night?”



## THE STORY OF THE GOSPEL

### the nation of Israel.

Christ Connection: Hannah trusted God and sent Samuel away from home to serve God with his whole life. God sent Jesus from heaven to earth to be our Savior. Just as Samuel used God's words to tell people about God, Jesus—the Word who became flesh—perfectly shows us what God is like. ”

## 2 REVIEW THE BIBLE STORY

**SAY** ” Hannah wanted a child. The Bible says that she poured her heart out before the Lord. She wasn't shy to tell God what she wanted. Most of all, she wanted to honor God. Hannah was willing to dedicate her son to serve the Lord. When God answered Hannah's prayers, it couldn't have been easy for her to take Samuel to live in the temple. Even so, Hannah trusted God and did just as she had promised. Samuel grew up serving God because of Hannah's faithfulness to honor the Lord even when it was difficult. God had wonderful plans for Samuel to lead the Israelites away from sin.

You see, Eli's sons were supposed to be leading God's people to love and honor Him, but they were wicked, and their wickedness angered God. God used Hannah's son Samuel to deliver His message of judgment. Their sin deserved death, just as ours does. Hundreds of years later, God would use His own Son, Jesus, to deliver a message of mercy and peace. ”

## 3 CHRIST CONNECTION

**SAY** ” Hannah trusted God and sent Samuel away from home to serve God with his whole life. God sent Jesus from heaven to earth to be our Savior. Just as Samuel used God's words to tell people about God, Jesus—the Word who became flesh—perfectly shows us what God is like. ”

(Tip: Use Scripture and the Gospel Plan Poster to explain how to become a Christian. Make sure kids know when and where they can ask questions.)

## 4 QUESTIONS FROM KIDS (3 minutes)

Show the “Unit 9, Session 4” questions from kids video. Prompt kids to discuss:

1. Does God answer all our prayers? How can you be sure He hears you?
2. How might God answer our prayers in unexpected ways?

## 5 MISSIONS MOMENT (3 minutes)

Read 1 Timothy 4:12 aloud. You may choose to invite a kid to read it for the group. Challenge the kids to arrange themselves from youngest to oldest.

**SAY** ” Samuel was a young boy when God first started speaking to him with messages for God's people. God sometimes calls kids to do big things for Him. If you think you can't have much of an impact in the church or in sharing the gospel, think again! The Bible tells us that even when we're young, we can set an example for other people. ”

Pray and ask God to show the kids how they can be an example to those around them.





## THE STORY OF THE GOSPEL

### 6 KEY PASSAGE ACTIVITY (5 minutes)

Show the key passage poster. Lead kids in reading aloud Romans 6:23 together.

**SAY** “Just like Hannah trusted God, we can trust God’s Word. God’s Word is clear that the payment for sin is death. God’s Word also offers life through Jesus Christ. We can trust God’s Word and Jesus.”

Provide each kid with a sticky note. Read Romans 6:23 aloud. Each time you read the key passage, invite a kid to put their sticky note on the poster to cover one word. Read aloud Romans 6:23, filling in the missing word. Continue until all words are covered and the kids can fill in all of the missing words in the key passage.

Lead kids to sing “Eternal Life (Romans 6:23).” You may also choose to sing a worship song of your choice.

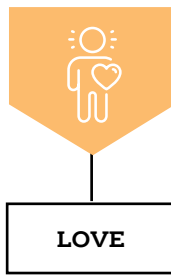
### 7 PRAY (2 minutes)

Invite kids to pray before transitioning to Love.

**SAY** “Father God, Your Word became flesh in Jesus. Thank You for showing us what You are like through Your perfect Son. We want to know You even more. Draw us close to You. Amen.”

Transition from **LEARN** to **LOVE**





## THE GOD OF THE GOSPEL

### LOVE God by Applying the Story

#### 1 REVIEW & BIBLE SKILLS (5 minutes)

Distribute Bibles. Guide boys and girls to open their Bibles to 1 Samuel 1-3. Explain that Judges, Ruth, and 1 Samuel are all part of the historical Books of the Bible. The prophet Samuel wrote the Book of 1 Samuel.

Choose a volunteer to read aloud 1 Samuel 3:1-21. If there are no strong readers in your group, ask the kids to follow along as you read the verses aloud. Consider pointing out the location of Israel (G9) on the Old Testament Mediterranean Map.

**SAY** “Hannah cried out to the Lord for a child. God heard her cry and gave her the gift of Samuel. Hannah gave Samuel back to God out of her thankfulness for His provision. Hannah took Samuel to live at the tabernacle with Eli, a priest. Eli taught Samuel how to love and serve God. Samuel spent his entire life serving God. One night, God called to Samuel. God used Samuel to deliver His messages to His people. Hundreds of years later, God sent His own Son to perfectly show us what God is like.”

#### 2 GROUP DISCUSSION (10 minutes)

Ask the following questions. Lead the group to discuss.

**| SAY** “Why do you think God gave Hannah what she asked for?”

Hannah loved and trusted God. She wanted a son and promised to dedicate him to God’s service. Hannah’s actions show her desire to honor God. We can be honest with God about what we want and need. He will always do what is best. Even when God says no or allows us to experience hard times, we can trust He is working for His glory and our good.

**| SAY** “Why do you think Samuel was afraid to tell Eli the message from God?”

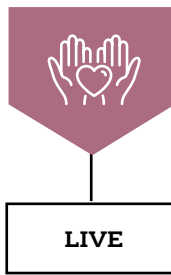
Samuel was raised mostly by Eli, and God’s message was a message of judgment for Eli and his sons. Samuel may have been afraid that Eli wouldn’t believe him, or he may have feared that Eli would be angry at him for the message. Sometimes, God’s messages can be hard to hear, because they tell us we deserve death for sin. But we must understand how serious sin is in order to see how much we need a Savior.

**| SAY** “Is there anyone in your life that you would be afraid to tell about Jesus?”

The Bible contains harsh messages for people who refuse to honor God. Many people hear those messages and think they are hateful or wrong. It can be difficult to share the truth with people who don’t want to believe, but God can give us the wisdom and courage we need to share with anyone. It is always important to be loving in the way we talk about God’s truth.

Transition from **LOVE** to **LIVE**





## THE MISSION OF THE GOSPEL

### **LIVE** the Mission

#### **1 ACTIVITY CHOICE** (10 minutes)

##### ☐ **OPTION 1: BE AN EXAMPLE**



Form teams of three or four kids. Read 1 Timothy 4:12 aloud and challenge each group to think of a time when they had an opportunity to be an example in any of the ways listed in the verse.

Guide them to act out the scenario for the other groups.

**SAY** “ Hannah dedicated Samuel to the Lord while He was still very young, and God began to use him while he was a kid. It’s important to remember that our age cannot stop God from using us in amazing ways. When you trust God and live on mission, God can do extraordinary things in and through you! ”

Encourage the kids to look for ways to be an example this week.

##### ☐ **OPTION 2: 1, 2, 3, LOOK**



Instruct kids to stand in a circle. Guide kids to close their eyes. Explain that when you say, “1, 2, 3, Look,” each kid should open his eyes and look at another player. Players may not move their eyes to another player.

If two kids are looking at each other, the first kid to shout out the other player’s name is safe. The other player must sit down. Any player looking at someone who is looking at someone else remains in the game.

Guide remaining players to close their eyes and play again. Play until one player remains or as time allows.

**SAY** “ Imagine how Samuel felt when he realized God was speaking to him! God chose Samuel to be a prophet, or messenger for God. Samuel said God would judge Eli’s family for their sin. **What is the fair payment for sin? The fair payment for sin is death.** ”

#### **2 REFLECTION AND PRAYER** (5 minutes)

Distribute a sheet of paper and pencil to each kid. Ask the kids to write about or draw a picture to answer the following questions:

- What does this story teach me about God or the gospel?
- What does this story teach me about myself?
- Who can I tell about this story?

Be sure to send the sheets home with the kids along with the activity pages so parents can continue to discuss the Bible story with their kids. If time remains, take prayer requests or allow kids to complete the Bible story coloring page. Pray for your group.



UNIT 9 | SESSION 5

## ELI'S SONS DISOBEYED GOD

1 SAMUEL 4–6

### KEY PASSAGE:

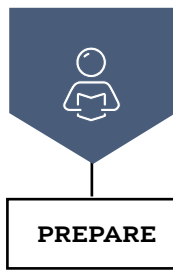
Romans 6:23

### BIG PICTURE QUESTION:

What is the fair payment for sin? The fair payment for sin is death.

### CHRIST CONNECTION:

The ark of God reminded the Israelites that God was with them. Years later, God gave His people something greater than a sign that He was with them; God gave them His Son, Jesus—God in the flesh. One of Jesus' names is Immanuel, which means "God with us."



## PRIOR TO TEACHING THE SESSION



## LEADER Bible Study

The ark of the covenant was a physical reminder of God's tangible presence with His people. Rather than treat the ark with reverence, they treated the ark as a sort of good luck charm. In our Bible story today, we see what happened when the ark was taken from the people of Israel.

Except in times of war or when the people of Israel were on the move, the ark was kept in the holy of holies in the tabernacle. Once a year, a priest would approach the ark and sprinkle blood on the mercy seat on the ark's top for the forgiveness of the people's sins. The ark and what it represented was temporal and pointed forward to the substantial reality of God who would come and live among His people.

When we realize that Jesus lived a perfect life and then died in our place, we see that Jesus is better than the ark because He is always with us. We are filled with thankfulness.

Jesus is better than the bulls and goats whose blood was sprinkled on the ark because His sacrifice is once, for all time (Heb. 10:10). This should move us to worship.

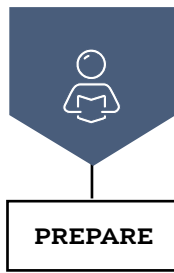
Finally, we should be humbled and filled with confidence when we realize that Jesus, who lived perfectly in human flesh, died and then was resurrected and ascended into

heaven where He, in His glorified human body, prays for us.

This should give you confidence in this life that no matter what we face, God's Holy Spirit is with us. The Son is interceding for us. Because Jesus stands between the Father and us, we can "approach the throne of grace with boldness, so that we may receive mercy and find grace to help us at the proper time" (Heb. 4:16). We can go before God daily because of Jesus.

### TERMS TO KNOW

**Ark of the covenant:** wooden box covered in gold that contained the stone tablets on which the Ten Commandments were written, a jar of manna, and Aaron's rod that budded



PRIOR TO TEACHING THE SESSION

## GATHER Supplies

Keep a regular supply of the following items available at all times: Bibles, pens or pencils, markers, crayons, colored pencils, scissors, glue or tape, paper.



### WELCOME

#### Activity Page

- ☐ "It Doesn't Belong" activity page

#### Session Starter (Option 1)

- ☐ graham crackers
- ☐ small pretzel sticks
- ☐ icing
- ☐ craft sticks

#### Session Starter (Option 2)

- ☐ pool noodles cut in half, 1 half per kid
- ☐ stopwatch (optional)



### LEARN

#### Introduce the Session

- ☐ countdown video

#### Big Picture Question

- ☐ Big Picture Question Poster

#### Review the Timeline

- ☐ Giant Timeline

#### Tell the Bible Story

- ☐ "Eli's Sons Disobeyed God" video
- ☐ Bible Story Picture Poster

#### Questions from Kids

- ☐ "Unit 9, Session 5" questions from kids video

#### Missions Moment

- ☐ "Heath's Story" missions video

#### Key Passage Activity

- ☐ Key Passage Poster
- ☐ "Eternal Life (Romans 6:23)" song
- ☐ worship song of your choice (optional)
- ☐ gift bags or boxes



### LOVE

#### Discussion & Bible Skills

- ☐ Small Group Timeline and Map Set (optional)



### LIVE

#### Activity Choice (Option 1)

- ☐ cowboy hat
- ☐ hula hoop

#### Activity Choice (Option 2)

- ☐ Big Picture Question Poster

#### Reflection and Prayer

- ☐ Bible Story Coloring Page (optional)





## WELCOME Kids

Greet each kid as he or she arrives. Use this time to collect the offering, fill out attendance sheets, build relationships, and help new kids connect to your group.

**SAY** “Can you tell me about a time you disobeyed a parent, teacher, or coach this week? Disobedience is sin and we all struggle with sin. Today, we’re going to hear a story about two men who disobeyed God and faced the consequences of their sin.”

### 1 ACTIVITY PAGE (5 minutes)

Invite kids to complete “It Doesn’t Belong” on the activity page.

**SAY** “The picture had several things that didn’t belong. Today, we’re going to learn about two men who took something important and moved it somewhere it didn’t belong.”

### 2 SESSION STARTER (10 minutes)

#### ☐ OPTION 1: BUILD AN ARK OF GOD



Describe the ark of the covenant or ark of God to the kids as a wooden box covered in gold. Inside were the two stone tablets with the Ten Commandments. Long poles extended along the four corners for men to carry it from place to place.

Form small groups of three or four kids. Provide each group with pretzel sticks as wood pieces, graham crackers to form the ark, icing as glue, and craft sticks to spread the icing. Challenge the teams to build a replica of the ark of the covenant. Consider showing a picture of the ark from a Bible dictionary or online.

**SAY** “The ark of the covenant was important to the Israelites. It was a reminder of God’s holiness, power, and presence. Today we’re going to hear about a time two men thought they could use the ark as a kind of good luck charm.”

#### ☐ OPTION 2: BATTLE

Form two teams of kids. Give team 1 a shoebox. Give every kid a half-length of pool noodle. Explain that teams will battle each other. Team 1 is responsible for protecting the shoebox. Team 2 will try to capture the shoebox. Kids will use the pool noodles to tap one another. Kids who are bopped with a pool noodle must step away from the game for 30 seconds.

Give team 1 time to set up their shoebox and arrange themselves to protect it. Then allow team 2 to try to capture it. If team 2 captures the shoebox, they win. If they do not capture the shoebox after several minutes, declare team 1 the winner.

**SAY** “What a battle! I’m glad I wasn’t in the middle of the fight. In today’s Bible story, the Israelites battled the Philistines. The Israelites brought the ark of the covenant. Let’s find out why they did that.”

Transition from **WELCOME** to **LEARN**





## THE STORY OF THE GOSPEL

# INTRODUCE the Bible Story

### 1 INTRODUCE THE SESSION (3 minutes)

Show the countdown video as you transition to introduce the Bible story. Set it to end as the session begins.

**SAY** “Hey there, friends. I’m glad you are here. Welcome back to [ministry name]. I want to know which of you brought a Bible this week. [Allow responses and distribute Bibles to any kids who need one.] That’s great. The Bible is God’s Word. It tells us what is true about God and about ourselves so we can know how to have a right relationship with God through faith in Jesus. Studying the Bible is one way we can grow closer to God.

The Israelites had something that made them feel close to God. It was called the ark of the covenant, or ark of God. The ark was a wooden box, covered with gold. Inside were the two stone tablets that had the Ten Commandments written on them, as well as a jar of manna and other objects that were reminders of how God provided for the Israelites while they were in the wilderness. The ark represented God’s power and presence with His people. Today we will learn about a time some of the Israelites treated the ark like a sort of ‘lucky charm’ that would force God to do what they wanted.”

### 2 BIG PICTURE QUESTION (1 minute)

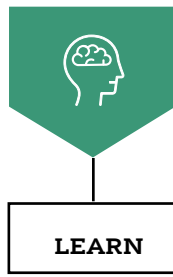
**SAY** “Ultimately, sin boils down to our doing what we want instead of what God wants. We have discussed before that sin is rebellion against God. The Bible teaches us that sin is serious. **What is the fair payment for sin? The fair payment for sin is death.** This means that because we all are born in sin, we all deserve death—not just physical death but spiritual death, or separation from God forever. No good deeds can make up for our sin. Only faith in Jesus save us from our sins.”

### 3 REVIEW THE TIMELINE (1 minute)

Show the giant timeline. Point to individual Bible stories as you review.

**SAY** “Let’s review. Who can tell us what happened in the first story about the judges? [Allow responses.] Yes, the Israelites were trapped in a cycle of sin and God raised up leaders called judges to help them. What happened in the story about Samson? [Allow responses.] Right! Samson was a judge who made many sinful choices, but God used Samson’s death to deliver the Israelites from their enemies. Who can tell us what happened in the story about Ruth? [Allow responses.] You got it! God used Boaz, a family redeemer, to provide for Ruth. Ruth and her family were ancestors of the ultimate Redeemer, Jesus.

Who can tell us what happened in the story about Hannah? [Allow responses.] Yep, Hannah trusted God and dedicated her son Samuel to serve God. God used Samuel to deliver a message of judgment to sinful leaders. This week, we will see this judgment and see God’s justice on display.”



## THE STORY OF THE GOSPEL

### LEARN the Bible Story

#### 1 TELL THE BIBLE STORY: VIDEO OR STORYTELLER (10 minutes)

Open your Bible to 1 Samuel 4–6. Use the Bible storytelling tips to help you tell the story, or show the Bible story video “Eli’s Sons Disobeyed God.” Use the bold text to retell or review the story.

#### ELI’S SONS DISOBEYED GOD

“ The Israelites had been enemies of the Philistines for many years. **One day, the Philistines defeated Israel in a battle.** The leaders of Israel asked, “Why did God let us lose to the Philistines?”

**The Israelites decided to battle again. This time, however, they would take the ark of the covenant with them.** The ark of the covenant was a wooden box covered in gold that reminded them God was with them. **Maybe the ark would help them win.**

**Eli’s sons**, wicked men **who did not respect God, took the ark of the covenant to the Israelites’ camp.** When the army of Israelites saw the ark, they shouted with joy. Surely they would win the battle now! **But when the Philistines came out to fight against the Israelites, the Philistines won again! They killed** thousands of Israelites, including **Eli’s sons, and they captured the ark of God.**

One of the Israelites ran to tell Eli what had happened. **When Eli heard the news, he fell backward in his chair, broke his neck, and died.**

**The Philistines** took the ark of the covenant to their temple where they **worshiped a false god named Dagon** (DAY gahn). **They put the ark next to a statue of Dagon. The next morning, the Philistines found Dagon’s statue facedown in front of the ark.** They set the statue back up. **The next day, the statue was facedown again. This time, its head and hands were broken off.**

**God punished the Philistines living in the city where they kept the ark.** The people got sick, and they wanted to get rid of the ark. But when the Philistines moved the ark to another city, everyone in that city got sick. So they moved the ark to a third city. Then everyone in that city got sick too.

**The Philistines were afraid. They didn’t want God to punish them anymore, so they decided to return the ark along with gifts of gold to show they were sorry for taking it.** The Philistines hitched two cows to a cart and put the ark on the cart. The cows moved the ark down the road until the ark of God was back with the Israelites, where it belonged.

Christ Connection: The ark of God reminded the Israelites that God was with them. Years later, God gave His people something greater than a sign that He was with them; God gave them His Son, Jesus—God in the flesh. One of Jesus’ names is Immanuel, which means “God with us.” ”

#### STORYTELLING TIPS

**Use a visual aid:** Create a model of what the ark of the covenant might have looked like using foam or cardboard, or find a good drawing of the ark to display as you tell the story.

**Act it out:** Tell the story as if you were a witness to the events of the story. You could even dress up in biblical costume.



## THE STORY OF THE GOSPEL

### 2 REVIEW THE BIBLE STORY

**SAY** “ The Israelites and Philistines had been enemies for a long time. God had used Samson to save the Israelites from the Philistines before. Now the Israelites were fighting the Philistines again. But the Israelites were losing.

God’s promises to the Israelites through Moses were conditional promises. Do you remember them? God promised to fight for His people and give them prosperity and peace if they obeyed God’s law and honored Him.

Our story today took place during the cycle of the judges. The Israelites consistently chose sin and idolatry instead of worshiping God. In fact, look at how the Israelites treated the ark. They didn’t say, ‘We need to repent of sin and ask God to fight for us.’ Instead they said, ‘Let’s carry the ark into battle so it will save us.’ They were treating the ark as an idol! The ark was a symbol of God’s power and holiness, but it wasn’t God. No one can put God inside of a box. As a consequence, God allowed the Philistines to defeat the Israelites.

The Philistines did not worship the one true God. They worshiped a false god called Dagon. In those days, whenever one nation defeated another, it was common to carry any idols from the defeated nation and put them in the temple to whichever false god the winning nation worshiped. It was sort of like saying ‘now your god serves our god because our god must be stronger.’ But when the Philistines brought the ark into the temple of Dagon, the statue of Dagon fell facedown in front of the ark! Then the Philistines got sick. They had defeated the Israelites, but they hadn’t defeated God. When the Philistines realized that the one true God couldn’t be controlled by holding the ark, they were eager to give it back to the Israelites. ”

### 3 CHRIST CONNECTION

**SAY** “ The ark of God reminded the Israelites that God was with them. Years later, God gave His people something greater than a sign that He was with them; God gave them His Son, Jesus—God in the flesh. One of Jesus’ names is Immanuel, which means ‘God with us.’ ”

(Tip: Use Scripture and the Gospel Plan Poster to explain how to become a Christian. Make sure kids know when and where they can ask questions.)

### 4 QUESTIONS FROM KIDS (3 minutes)

Show the “Unit 9, Session 5” questions from kids video. Prompt kids to discuss:

1. Is it ever OK to disobey?
2. Why do you think God asks us to obey Him?



## THE STORY OF THE GOSPEL

### 5 MISSIONS MOMENT (3 minutes)

**SAY** “Eli’s sons were disobedient and did not obey God’s laws. They did not care what God said; they only wanted to do things their way. Today we’re going to learn about a student named Heath who got to travel to Peru to work with missionaries there. We will learn about a man who didn’t care what Heath had to say to him; at least, he didn’t care at first!”

Play the missions video.

**SAY** “Why do you think the man wouldn’t listen to Heath’s stories at first? (He wanted to know that they cared about him. He needed help, and they were available to help him.) Heath didn’t need to have special skills or abilities or to be a great cowboy. He just needed to be willing to go to Peru, work hard, and tell people about Jesus. We don’t need special skills to live on mission either! We just have to be willing to obey God by loving others and sharing the gospel.”

Ask a volunteer to pray for the students who will go and share the good news about Jesus this year.

### 6 KEY PASSAGE ACTIVITY (5 minutes)

Before the session, write each word or phrase of the key passage on a separate index card. Consider making more than one set if your group is large. Put each set of cards in a gift bag or small gift box.

Show the key passage poster. Lead kids in reading aloud Romans 6:23 together.

**SAY** “We all have sin in our heart that separates us from God, but God offers us the free gift of salvation. Jesus is the greatest gift. He died in our place for our sins and gives us eternal life.”

Select a kid to open the prepared “gift.” Challenge all the kids to work together to put the key passage in correct order. Then lead kids to sing “Eternal Life (Romans 6:23).” You may also choose to sing a worship song of your choice.

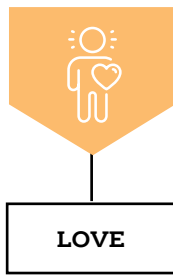
### 7 PRAY (2 minutes)

Invite kids to pray before transitioning to Love.

**SAY** “Lord God, thank You for being with us. Thank You for sending Jesus to be with us. Thank You for inviting us to be with You forever. Amen.”

Transition from **LEARN** to **LOVE**





## THE GOD OF THE GOSPEL

### **LOVE** God by Applying the Story

#### **1 REVIEW & BIBLE SKILLS** (5 minutes)

Distribute Bibles. Guide boys and girls to open their Bibles to 1 Samuel 4–6. Explain to kids how they can use the table of contents to locate a book of the Bible. Point out that 1 Samuel is in the Old Testament History division, right after the Book of Ruth.

Choose a volunteer to read aloud 1 Samuel 4:1-11 or ask the kids to follow along as you read the verses aloud. Consider pointing out the location of Israel (F9) on the Old Testament Mediterranean Map.

**SAY** “The ark of the covenant was a symbol of God’s power, holiness, and presence with the Israelites. The ark had gone before the Israelites in other battles. But instead of believing in God’s power that helped them win those battles, Eli’s sons put their hope in the ark itself. They used the ark like a good luck charm in their battle against the Philistines. The Philistines captured the ark of God, and they thought their false god must have been stronger than the one true God of Israel. The Philistines got sick and sent the ark back to the Israelites. God’s people had the ark to feel close to God, but we have Jesus. Only Jesus brings us near to God.”

#### **2 GROUP DISCUSSION** (10 minutes)

Ask the following questions. Lead the group to discuss.

**| SAY** “Why was the ark of the covenant so important to the Israelites?”

Remind kids that the ark of the covenant was a wooden box covered with gold. Inside were the two stone tablets with the Ten Commandments on them, as well as other objects from their time in the wilderness, such as a jar of manna. The ark was a symbol of God’s power, holiness, and presence with the Israelites. Explain that the ark of the covenant was also used in special ceremonies required by God’s law.

**| SAY** “Why did Eli’s sons take the ark into battle?”

Guide kids to discuss how the nation of Israel had taken the ark into battle before; however, in this case, the people treated the ark like an idol, believing that it would save them from the Philistines. They were not honoring God or obeying His law, and as a consequence, God did not fight for them, whether they had the ark with them or not.

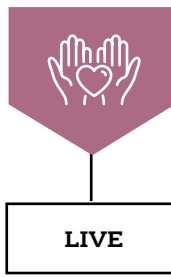
**| SAY** “Have do you know God is with you? What can you do when you feel alone?”

Remind kids that God promises in His Word to always be with us through the Holy Spirit. Emphasize that God is in all places at all times. We are never alone. Suggest that when kids feel alone, they talk to an adult and pray to talk to God. Point out that even though the Israelites treated the ark like an idol, God graciously brought the ark back to them. God will never leave His people, even when they sin against Him.

Transition from **LOVE** to **LIVE**







## THE MISSION OF THE GOSPEL

### LIVE the Mission

#### 1 ACTIVITY CHOICE (10 minutes)

##### ☐ OPTION 1: THE HAT AND THE HOOP



Form two teams of kids. Let the teams take turns tossing a cowboy hat to land it inside a hula hoop several feet away.

Each time someone succeeds, ask the team to name one way kids can support missionaries or name one place they might want to go on a missions trip someday.

**SAY** “Eli’s sons made sinful choices, like bringing the ark into a battle. Sinning is when we miss the mark—when we think, speak, or behave in any way that goes against God or His commands. In a game like that, you might be able to practice a lot so you never miss; however, in life, we will always struggle with sin because the world is still broken by sin. That’s why the missions work done by students like Heath is so important. Everyone needs to know Jesus! Heath worked to build friendships with Peruvian cowboys, and he got to share the gospel with them. We can remember that God is with us as we make friends and share the gospel.”

##### ☐ OPTION 2: WITH YOU ALL THE WAY



Form two teams of kids. Instruct both teams to line up on one side of the room. Choose one kid on each team to be that team’s helper. Teams must choose one of two ways to cross the room: Either each kid may cross one at a time by walking heel-to-toe, or the helper can lock arms with kids one at a time and cross as fast as they can.

The first team to get all teammates to the other side first wins the game. Play again with new helpers as time allows.

**SAY** “God is our ultimate Helper. He will be with us wherever we go. The ark wasn’t God and God wasn’t contained by the ark, but the ark of the covenant reminded the Israelites that God was with them. Years later, God gave His people something greater than a sign that He was with them; God gave them His Son, Jesus—God in the flesh. One of Jesus’ names is Immanuel, which means ‘God with us.’”

#### 2 REFLECTION AND PRAYER (5 minutes)

Distribute a sheet of paper and pencil to each kid. Ask the kids to write about or draw a picture to answer the following questions:

- What does this story teach me about God or the gospel?
- What does this story teach me about myself?
- Who can I tell about this story?

Be sure to send the sheets home with the kids along with the activity pages so parents can continue to discuss the Bible story with their kids. If time remains, take prayer requests or allow kids to complete the Bible story coloring page. Pray for your group.



UNIT 9 | SESSION 6

## GOD TAKES SIN SERIOUSLY

### EPHESIANS 2

#### KEY PASSAGE:

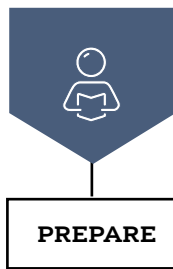
Romans 6:23

#### BIG PICTURE QUESTION:

What is the fair payment for sin? *The fair payment for sin is death.*

#### CHRIST CONNECTION:

God takes sin seriously. People deserve to die for their sins, but God loves us and sent His Son, Jesus, to defeat death by dying on the cross for our sins and rising from the dead. Everyone who trusts in Jesus has eternal life.



PRIOR TO TEACHING THE SESSION



## LEADER Bible Study

What comes to mind when you think about sin? Consider your emotions—does the thought of sin make you sad? Angry? Indifferent? To fully understand the beauty of salvation and the power of grace, you must take sin seriously.

Consider what our sin says about God. Sin says God may be powerful, but not enough to deserve ultimate authority in our lives. Sin exploits God's mercy and disrespects His patience. Sin says God is not worthy of our obedience. Sin isn't just a mistake; it is serious. Why? Our sins are first and foremost against an infinitely holy God.

In Ephesians 2, Paul describes our state apart from Christ not merely as broken or flawed; he says we are dead in our sin. We are not simply wrong people who need to do better; rather, we are dead people who need to be made alive.

God confronts this bad news with a surprising response. Look at Ephesians 2:4-5: "But God, who is rich in mercy, because of his great love that he had for us, made us alive with Christ even though we were dead in trespasses."

The good news of the gospel increases in its gravity as our awareness and hatred of sin increases. If sin seems like no big deal, the cross is not very impressive. When we have a

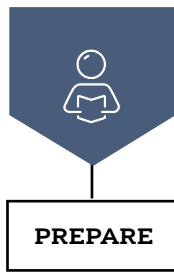
right understanding of the seriousness of our sin, the gospel is good news—the revelation that we who are dead in our sin can have true life as a free gift in Christ.

As you prepare to teach, take a moment to reflect on your sin and to thank God for His mercy. Pray that God would graciously reveal to kids their sinful nature and desperate need for salvation as well as His holiness and provision of Jesus as the Savior they need.

### EPHESIANS 2

**Old life (vv. 1-3):**  
dead, enslaved  
objects of wrath,  
walking among the  
disobedient, under  
Satan's dominion

**New life (vv. 4-6):**  
alive, enthroned,  
objects of grace,  
fellowshipping with  
Christ, in union with  
Christ



PRIOR TO TEACHING THE SESSION

## GATHER Supplies

Keep a regular supply of the following items available at all times: Bibles, pens or pencils, markers, crayons, colored pencils, scissors, glue or tape, paper.



### WELCOME

#### Activity Page

- ☐ “Big Truth Word Search” activity page



### LEARN

#### Introduce the Session

- ☐ countdown video

#### Big Picture Question

- ☐ Big Picture Question Poster

#### Review the Timeline

- ☐ Giant Timeline

#### Tell the Bible Story

- ☐ “God Takes Sin Seriously” video
- ☐ Bible Story Picture Poster

#### Questions from Kids

- ☐ “Unit 9, Session 6” questions from kids video

#### Missions Moment

- ☐ world map

#### Key Passage Activity

- ☐ Key Passage Poster
- ☐ “Eternal Life (Romans 6:23)” song
- ☐ worship song of your choice (optional)
- ☐ sticky notes



### LOVE

#### Discussion & Bible Skills

- ☐ Small Group Timeline and Map Set (optional)



### LIVE

#### Activity Choice (Option 1)

- ☐ box
- ☐ missions items (cell phone, play money, bandages, toy house, toy car, paper heart)

#### Activity Choice (Option 2)

- ☐ Big Picture Question Poster
- ☐ masking tape

#### Reflection and Prayer

- ☐ Bible Story Coloring Page (optional)



## WELCOME Kids

Greet each kid as he or she arrives. Use this time to collect the offering, fill out attendance sheets, build relationships, and help new kids connect to your group.

**SAY** “Can you think of a time you couldn’t do something until someone helped you? Today, we will learn more about the reason we cannot earn salvation, and what God did to give us salvation as a gift.”

### 1 ACTIVITY PAGE (5 minutes)

Invite kids to complete “Big Truth Word Search” on the activity page.

**SAY** “You all did a wonderful job finding words today. Each of those words has something to do with the good news of Jesus.”

### 2 SESSION STARTER (10 minutes)

#### ☐ OPTION 1: DEAD OR ALIVE FREEZE TAG



Choose one person to be It. Direct the rest of the kids to run around the room, leaping and shouting joyfully. If It tags someone, the tagged player will lay on the floor silently. Tagged kids may not move until someone who is still alive comes to rescue them by tapping them.

Choose another person to be It every minute or two. Continue playing as time allows.

**SAY** “What’s the difference between something that is alive and something that is dead? Did you know that someone can be physically alive but spiritually dead? Jesus’ follower Paul told the church at Ephesus, ‘You were spiritually dead, but He [Jesus] gave us life!’ Let’s learn more about what it means to be spiritually dead and alive.”

#### ☐ OPTION 2: FAIR PUNISHMENTS

Form groups of about three kids. Assign a scenarios to each group. Instruct the groups to decide a fair punishment for each sinful action. When the groups finish, invite them to share the scenario and punishment with the rest of the kids. Prompt everyone else to decide if the punishment is fair. Use the following scenarios or come up with your own:

- You said cruel things to your neighbor.
- You ignored your dad when he told you to take out the trash.
- You had your sister do your homework for you.
- You hid a device in your room to watch a show after your screen time ended.

**SAY** “The Bible says that God takes sin seriously. God says that the punishment for sin is death. Does that sound fair to you? Let’s learn more.”

Transition from **WELCOME** to **LEARN**





## THE STORY OF THE GOSPEL

# INTRODUCE the Bible Story

### 1 INTRODUCE THE SESSION (3 minutes)

Show the countdown video as you transition to introduce the Bible story. Set it to end as the session begins.

**SAY** “Hey, friends. I’m certainly happy to see you. Raise your hand if you brought a Bible with you. [Allow responses and distribute Bibles to any kids who need one.] If you were ever curious about why we study God’s Word, the Bible, every week, it’s because the Bible is the way we can know for sure what is true about God and about ourselves. It tells us how we can be forgiven of sin and have life with God forever.

Has anyone ever been separated from their parents? Maybe you were lost in a store or at a park? How did you feel? How were you reunited with them? [Allow responses.] Something even more scary than being separated from our parents is being separated from God forever. Sin does that. Sin separates us from God. Today we’re going to learn more about why God takes sin seriously.”

### 2 BIG PICTURE QUESTION (1 minute)

**SAY** “Raise your hand if you have sin in your heart. [Allow responses.] That’s right. Everyone should have a hand raised because we all have sin in our heart. Does anyone remember what sin earns us? Let’s think about our big picture question: **What is the fair payment for sin?** [Allow responses.] Here’s the answer: **The fair payment for sin is death.** That is bad news. As we hear today’s story, pay attention to the good news.”

### 3 REVIEW THE TIMELINE (1 minute)

Show the giant timeline. Point to individual Bible stories as you review.

**SAY** “Every story from the last few weeks has helped us understand the big truth about the seriousness of sin. We learned about the judges, whom God used to rescue the Israelites from the consequences of their sin, but the judges couldn’t fix the cause of sin. We learned about Samson, whose death led the Israelites to defeat the Philistines. We learned how God used Boaz, a family redeemer, to provide for Ruth. We even learned how God used Samuel to deliver a message of judgment to Eli’s sons, who sinned and led Israel away from God. All of these stories help us see that God takes sin seriously. Thankfully, God provided a solution for sin. Let’s learn more.”





## THE STORY OF THE GOSPEL

### LEARN the Bible Story

#### 1 TELL THE BIBLE STORY: VIDEO OR STORYTELLER (10 minutes)

Open your Bible to Ephesians 2. Use the Bible storytelling tips to help you tell the story, or show the Bible story video “God Takes Sin Seriously.” Use the bold text to retell or review the story.

#### GOD TAKES SIN SERIOUSLY

“Paul, a missionary and follower of Jesus, wrote a letter to the church in Ephesus. Paul taught the believers that God takes sin seriously.

First, Paul explained that people are different before they trust in Jesus and after they trust in Jesus. Paul wrote, “Before you knew Jesus, you were dead in your sins. You used to live like the world, like those who choose to disobey God. We all lived like that, doing whatever felt right to us.”

Sin has consequences. The Bible says the fair punishment for sin is death. Everyone faces physical death, but people who do not trust in Jesus face spiritual death too; they are separated from God forever. This is very sad news.

But God’s plan for people is good news. Paul wrote about this good news: “But God, who is full of mercy, because of His great love that He had for us, made us alive with Christ! We were spiritually dead, and He gave us life. You were saved by grace!” This means everyone who trusts in Jesus will have spiritual life—life with God forever!

Then Paul explained what else God has done for everyone who trusts in Jesus. “God raised us up with Christ and gave us a seat with Him in the heavens. This way, He can show us grace and kindness—both now and for all time.”

Paul wrote, “For you are saved by grace through faith, and this is not from yourselves: it is God’s gift—not from works, so that no one can boast. We are God’s masterpiece, created in Christ Jesus to do the good works God has prepared for us to do.”

Christ Connection: God takes sin seriously. People deserve to die for their sins, but God loves us and sent His Son, Jesus, to defeat death by dying on the cross for our sins and rising from the dead. Everyone who trusts in Jesus has eternal life.”

#### STORYTELLING TIPS

**Use a visual aid:** Display a baby doll in a manger, a wooden cross, and a replica empty tomb as you tell the story.

**Make eye contact:** Be sure to maintain eye contact with kids as you tell the story to ensure they are engaged and understanding the story.



## THE STORY OF THE GOSPEL

### 2 REVIEW THE BIBLE STORY

**SAY** “Paul was a missionary and preached the good news about Jesus. Paul even started many churches. Paul wrote a letter about to the church in Ephesus—to the Ephesian believers. Paul gave them a message about sin. Paul knew Jesus’ power to save sinners. Paul was also known as Saul. In the past, Paul had once hated Christians. He had ordered Jesus’ followers to be arrested or even killed. Jesus saved Paul and changed him completely.

Paul wanted the Ephesians to know that God takes sin seriously. Paul explained that apart from Jesus, people are ‘dead in sin.’ We might be tempted to think about Jesus as being a kind of ‘spiritual lifeguard’ who jumps in to save us before we drown. But the Bible makes it clear: we are born in sin.

**What is the fair payment of sin? The fair penalty of sin is death.** Everyone who sins—and the Bible says all have sinned—is separated from God forever. Paul was clear about the bad news. But he also proclaimed the good news of Jesus! Jesus is God’s Son, and He came to earth to live a perfect life. Jesus did not deserve death; He had no sin. But Jesus willingly died the death we deserve for our sins. On the third day, Jesus rose from the grave, defeating sin and death once and for all.

Since Jesus died for our sin, we don’t have to die. We may face physical death, but He frees us from spiritual death so we can live with God forever. Everyone who puts their faith in Jesus’ life, death, and resurrection is part of God’s family forever.”

### 3 CHRIST CONNECTION

**SAY** “God takes sin seriously. People deserve to die for their sins, but God loves us and sent His Son, Jesus, to defeat death by dying on the cross for our sins and rising from the dead. Everyone who trusts in Jesus has eternal life.”

(Tip: Use Scripture and the Gospel Plan Poster to explain how to become a Christian. Make sure kids know when and where they can ask questions.)

### 4 QUESTIONS FROM KIDS (3 minutes)

Show the “Unit 9, Session 6” questions from kids video. Prompt kids to discuss:

1. Are some sins worse than others? Why?
2. Why is living with Jesus better than living in sin?

### 5 MISSIONS MOMENT (3 minutes)

**SAY** “Today, we learned that God takes sin seriously. We deserve death because of our sins, but God offers us mercy and grace through faith in Jesus. That is good news! Missionaries travel all over the world to tell people this good news. Students in high school and college often have opportunities to go and join missionaries in these countries, working alongside them to spread the gospel during short-term trips. Being a missionary can be difficult, lonely, and sometimes even scary, so one of the most important things we can do to help missionaries and students who go on mission trips is to pray for them. We can talk to God and ask Him to take care of missionaries and students who visit



## THE STORY OF THE GOSPEL

| the mission field. And we can ask Him to bless their work. ”

Display a world map. Invite kids to come and point to a country they would like to visit to share the gospel. Pray and ask God to inspire the kids to pray for missionaries and students.

### 6 KEY PASSAGE ACTIVITY (5 minutes)

Show the key passage poster. Lead kids in reading aloud Romans 6:23 together.

**SAY** “ Our key passage says that sin requires the payment of death. The good news is that God had a plan all along to rescue people from sin through His Son, Jesus. Through Jesus’ death and resurrection, we can have forgiveness and eternal life. ”

Challenge each kid to take turns reciting the key passage. Invite each kid who can recite the key passage aloud to write his name on the key passage poster or provide the kids with sticky notes to sign their name and post on the key passage poster.

Celebrate the kids’ hard work to memorize the key passage of this unit. Lead kids to sing “Eternal Life (Romans 6:23).” You may also choose to sing a worship song of your choice.

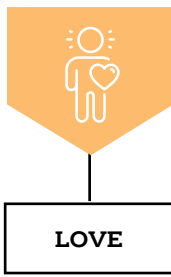
### 7 PRAY (2 minutes)

Invite kids to pray before transitioning to Love.

**SAY** “ Lord God, You take sin seriously. Help us to take sin seriously, too. Change our hearts to desire Your ways rather than our own. You are good, and You love us. Amen. ”

Transition from **LEARN** to **LOVE**





## THE GOD OF THE GOSPEL

### LOVE God by Applying the Story

#### 1 REVIEW & BIBLE SKILLS (5 minutes)

Distribute Bibles. Guide boys and girls to open their Bibles to Ephesians 2. Explain that Ephesians is found in the New Testament. Paul wrote this letter to the church in Ephesus. We can read 13 of Paul's letters—all inspired by God—in the Bible. Ephesians is one of four letters in the Bible that Paul wrote while he was in a Roman prison.

Choose a volunteer to read aloud Ephesians 2:1-22, or ask the kids to follow along as you read the verses aloud. Consider pointing out the location of Ephesus (D6) on the New Testament Mediterranean Map.

**SAY** “Paul was a missionary. He told people about Jesus and wrote letters to churches to challenge and encourage them. Paul went to prison for teaching about Jesus. While he was in prison, he wrote a letter to the Ephesians. Paul wanted to the church in Ephesus to live like forgiven sinners who received a new life. Paul’s message for the Ephesians is also a message for us. The Book of Ephesians teaches us that God takes sin seriously.”

#### 2 GROUP DISCUSSION (10 minutes)

Ask the following questions. Lead the group to discuss.

**SAY** “What makes sin so serious?”

Remind kids that sin is anything we think, say, or do that goes against God or His commands. Sin is rebellion against God, who is our Creator and King. Sin separates us from God because God is holy and hates sin. We cannot love God while living in a way that rejects Him. Sin is a serious problem because it is against the all-powerful Creator and King of the universe.

**SAY** “How can we be saved from sin?”

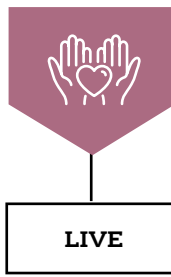
Guide kids to recognize that there is nothing we can do to save ourselves from sin. Salvation comes only through faith in Jesus. God sent His Son, Jesus, to live the perfect life we fail to live, die the death we deserved for our sins, and rise again on the third day. Jesus defeated sin and death once and for all. Salvation through Jesus is God’s free gift to everyone who repents of sin and believes that Jesus died and rose again.

**SAY** “What does it mean to be alive in Christ?”

Discuss how we can have spiritual life with God. Our hearts are dead in sin until Jesus gives us life through our faith in Him. God gives believers new hearts that want to love and obey Him. He gives believers the Holy Spirit as their Helper. Believers have this hope: One day, Jesus will come back and restore the world, and Christians will live with God forever.

Transition from **LOVE** to **LIVE**





## THE MISSION OF THE GOSPEL

### LIVE the Mission

#### 1 ACTIVITY CHOICE (10 minutes)

##### ☐ OPTION 1: PRAYER TOOLKIT



Put all of the items listed below inside the box and label the box Prayer Toolkit.

**SAY** “ We know that God takes sin seriously. That’s why the gospel is such good news! We should pray for missionaries, but how do we do it? How do we think of things to pray about? This toolkit can help us! ”

Pull items out of the toolkit one by one, explaining what request each item represents. Ask a volunteer to pray about it.

- Cell phone: Pray missionaries remain connected with loved ones at home.
- Play money: Pray God will provide money for missionaries’ needs.
- Bandages: Pray missionaries and their families will stay healthy and safe.
- House: Pray missionaries will have a safe place to live.
- Toy car: Pray missionaries will have reliable transportation.
- Plastic heart: Pray God will change the hearts of the people missionaries reach.

##### ☐ OPTION 2: FACING CONSEQUENCES



Put tape on the floor to divide the room in half. Form two groups of kids. Direct each group to stand on opposite sides of the line. Provide each kid with a piece of paper and a pen or pencil.

Instruct kids to write about or draw a picture representing some sin they are guilty of. Ask them to crumple their papers into balls. Both teams will try to throw their sin across the line and keep their side clear of paper wads. After about five minutes, announce that any team with paper wads on their side must do 20 jumping jacks.


**SAY** “ The presence of paper wads on your team’s side led to a consequence. We all sin, and we face consequences for our sins. **What is the fair payment of sin? The fair penalty of sin is death.** We all need Jesus. He can save us from sin. When we trust in Him, God looks at us and sees Jesus’ righteousness. God takes sin seriously and so should we. But we have hope in a world broken by sin because Jesus offers forgiveness and eternal life. ”

#### 2 REFLECTION AND PRAYER (5 minutes)

Distribute a sheet of paper and pencil to each kid. Ask the kids to write about or draw a picture to answer the following questions:

- What does this story teach me about God or the gospel?
- What does this story teach me about myself?
- Who can I tell about this story?


Be sure to send the sheets home with the kids along with the activity pages so parents can continue to discuss the Bible story with their kids. If time remains, take prayer requests or allow kids to complete the Bible story coloring page. Pray for your group.



# THE GOSPEL

## GOD'S PLAN FOR US

The gospel is the good news, the message about Christ, the kingdom of God, and salvation. Use these prompts to share the gospel with your kids.




### GOD RULES.

Ask: "Who is in charge at home?" Explain that because God created everything, He is in charge of everything. Read Revelation 4:11.



### WE SINNED.

Ask: "Have you ever done something wrong?" Tell kids that everyone sins, or disobeys God. Our sin separates us from God. Read Romans 3:23.




### GOD PROVIDED.

Explain that God is holy and must punish sin. God sent His Son, Jesus, to take the punishment we deserve. Read John 3:16.



### JESUS GIVES.

Ask: "What is the best gift you've ever received?" Say that Jesus took our punishment for sin by giving His life, and He gives us His righteousness. God sees us as if we lived the perfect life Jesus lived. This is the best gift ever!  
Read  
2 Corinthians 5:21.



### WE RESPOND.

Explain that everyone has a choice to make. Ask: "Will you trust Jesus as your Savior and Lord? You can turn from self and sin and turn to Jesus." Read Romans 10:9-10.



